

STATE OF NEBRASKA

Proposed 2007 ANNUAL PERFORMANCE EVALUATION REPORT

for the
Nebraska
Housing and Community Development Programs
Consolidated Plan

Including **Federal Programs:**
Non-entitlement Community Development Block Grant (CDBG)
HOME Investment Partnerships (HOME)
Emergency Shelter Grant (ESG)
and the **State Programs:**
Homeless Shelter Assistance Trust Fund (HSATF)
Nebraska Affordable Housing Trust Fund (NAHTF)

July 1, 2007 – June 30, 2008

Department of Economic Development
Community and Rural Development Division

NEBRASKA
possibilities...endlessSM

Nebraska Department of Economic Development

Community and Rural Development Division:

Home Office and Eastern Nebraska Housing Field Offices

P. O. Box 94666	Toll-Free	(800) 426-6505
301 Centennial Mall South	Fax	(402) 471-8405
Lincoln, NE 68509-4666	http://www.neded.org	

Central Nebraska Housing Field Office

4735 Avenue E
Kearney, NE 68847

Western Nebraska Housing Field Office

PO Box 258
Big Springs, NE 69122-0258

Community and Rural Development Staff:

Kevin Andersen , Economic Development Consultant.....	471-8603
<i>kevin.s.andersen@nebraska.gov</i>	
Christina Bartels , Development Consultant.....	471-3172
<i>christina.bartels@nebraska.gov</i>	
Steve Charleston , Division Deputy Director & CDBG Program Manager	471-3757
<i>steve.charleston@nebraska.gov</i>	
**Pat Compton , Central Region Housing Development Consultant	(308) 440-5960
<i>pat.compton@nebraska.gov</i>	
Bob Doty , Economic Development Manager	471-2095
<i>bob.doty@nebraska.gov</i>	
Steve Duvall , Development Consultant	471-3742
<i>steve.duvall@nebraska.gov</i>	
Libby Elder , Consolidated Plan Coordinator.....	471-3762
<i>libby.elder@nebraska.gov</i>	
Don Fertig , Legal Counsel	471-3758
<i>don.fertig@nebraska.gov</i>	
Brian Gaskill , Northeastern Region Housing Development Consultant	471-2280
<i>brian.gaskill@nebraska.gov</i>	
Dave Honz , Economic Development Consultant.....	471-3763
<i>dave.honz@nebraska.gov</i>	
Lara Huskey , Division Director & Housing Manager.....	471-3759
<i>lara.huskey@nebraska.gov</i>	
**Kristi McClung , Western Region Housing Development Consultant	(308) 889-3420
<i>kristi.mcclung@nebraska.gov</i>	
Lindsay Papenhausen , NCIP and CDAA Coordinator	471-6587
<i>lindsay.papenhausen@nebraska.gov</i>	
Paula Rhian , Housing Development Consultant	471-3760
<i>paula.rhian@nebraska.gov</i>	
Cassie Seagren , Housing Development Consultant.....	471-4296
<i>cassie.seagren@nebraska.gov</i>	
Jason Seamann , Development Consultant	471-3761
<i>jason.seamann@nebraska.gov</i>	
Merci Suarez , Development Consultant.....	471-6280
<i>merci.suarez@nebraska.gov</i>	
Lydia Wiles , Southeastern Region Housing Development Consultant	471-4169
<i>lydia.wiles@nebraska.gov</i>	

****Regional Housing Field Offices**

ACTION PLAN ACRONYM LIST	
Acronym	Full Name
ADDI	American Dream Downpayment Initiative
AHAC	Affordable Housing Agency Collaborative
AHP	Affordable Housing Program
AIDS	Acquired Immune Deficiency Syndrome
ANCHoR	Automated National Client-specific Homeless services Recording
CBDO	Community Based Development Organization
CDBG	Community Development Block Grant
CFR	Code of Federal Regulations
CHAS	Comprehensive Housing Affordability Strategy
CHDO	Community Housing Development Organization
CNF	Community Need Factors
CoC	Continuum of Care
COSCEA	Council of State Community Development Agencies
CR	Comprehensive Revitalization
CRD	Community and Rural Development
CWSRF	Clean Water State Revolving Fund
DED	Nebraska Department of Economic Development
DEQ	Nebraska Department of Environmental Quality
DNR	Nebraska Department of Natural Resources
DV	Domestic Violence
DWSRF	Drinking Water State Revolving Fund
ED	Economic Development
EPA	Environmental Policy Act
ESG	Emergency Shelter Grant
ESGP	Emergency Shelter Grant Program
FEMA	Federal Emergency Management Agency
FIC	Family Investment Centers
FNMA	Federal National Mortgage Association (Fannie Mae)
GNMA	Government National Mortgage Association (Ginnie Mae)
HAP	Homeless Assistance Program
HCDA	Housing and Community Development Act
HCDCC	Holistic Community Development Consulting Committee
HHSS	Nebraska Health and Human Services System
HHSS-OE&FS	Health and Human Services System - Office of Economic and Family Support
HIV	Human Immunodeficiency Virus
HMIS	Homeless Management Information System
HOPE	Home Ownership for People Everywhere
HOPWA	Housing Opportunities for Persons with AIDS
HSATF	Homeless Shelter Assistance Trust Fund
HUD	U. S. Department of Housing and Urban Development
LMA	Low to Moderate Income Area Benefit
LMC	Low to Moderate Income Limited Clientele
LMH	Low to Moderate Income Housing
LMI	Persons with Low to Moderate Income
LMJ	Low to Moderate Income Jobs
MOU	Memorandum of Understanding

NAHP	Nebraska Affordable Housing Program
NAHRO	National Association of Housing and Redevelopment Officials
NAHTF	Nebraska Affordable Housing Trust Fund
NCHH	Nebraska Commission on Housing and Homelessness
NCIP	Nebraska Community Improvement Program
NDED	Nebraska Department of Economic Development
NHAP	Nebraska Homeless Assistance Program
NHDA	Nebraska Housing Developers Association
NIFA	Nebraska Investment Finance Authority
NMIS	Nebraska Management Information System
NMISP	Nebraska Management Information System Partners
NOFA	Notice of Funding Availability
NRD	Nebraska Natural Resources District
PER	Performance Evaluation Report
PHDEP	Public Housing Drug Elimination Program
PW	Public Works
RDC	Rural Development Commission
RFA	Request for Applications
RLF	Revolving Loan Fund
SBA	Slum or Blighted Area
SRO	Single Room Occupancy Housing Program
TA	Technical Assistance
TIF	Tax Increment Financing
TOP	Public Housing Tenant Opportunities Program
USDA - RD	U.S. Department of Agriculture - Rural Development
WW	Water Wastewater
WWAC	Water Wastewater Advisory Committee
YSP	Youth Sport Program

TABLE OF CONTENTS

SECTION 1

Introduction 1-2

Purpose
Amount of Funds
The 2007 PER
Nebraska's Consolidated Planning Process

Citizen Participation 1-5

Opportunities for Public Participation
Advisory Groups
Comment Period
Public Notices and Press Coverage
Criteria for Substantial Change

SECTION 2

Housing Development Priority Performance Report 2-2

Strategies
Actions Taken During the 2007 Program Year

SECTION 3

Community Development Priority Performance Report 3-2

Strategies
Actions Taken During the 2007 Program Year
--Planning
--Public Works
--Water/Wastewater
--Community Revitalization

SECTION 4

Economic Development Priority Performance Report 4-2

Strategies
Actions Taken During the 2007 Program Year
--Economic Development
--Tourism Development

SECTION 5

HOME Program Performance Report 5-2

Analysis of Consolidated Plan HOME Strategies
HOME Monitoring Visits During 2007 Program Year

SECTION 6

Emergency Shelter Grant Program (ESG) Performance Report..... 6-2

Nebraska Homeless Assistance Program Narrative
Accomplishment Sheet

SECTION 7

Other Actions 7-2

Section One:
Introduction and Citizen Participation

Introduction

Purpose

The Annual Performance Evaluation Report (PER) reports progress on the *Nebraska Community and Rural Development Consolidated Plan* (the *Consolidated Plan*), a five-year plan addressing the state's Community and Rural Development needs. The purpose of the PER is to:

1. **Show** the state's five-year priorities and strategies for housing, homelessness, non-housing community development and the community development delivery system;
2. **Summarize** the actions taken during the 2007 program year to meet the five-year strategies;
3. **Report** how funds received from these programs were used to meet the identified priorities;
4. **Describe** the state's method for distributing Community Development Block Grant (CDBG), HOME Investment Partnership (HOME), Emergency Shelter Grant Program (ESG), Homeless Shelter Assistance Trust Fund (HSATF) funds, and Nebraska Affordable Housing Trust Fund (NAHTF) funds. Activities funded from these programs must meet the priorities identified in the five-year *Consolidated Plan*;
5. **List** the resources that may be used by grantees and the state to further the five-year strategies;
6. **Report** actions taken by the state that are required by the U.S. Department of Housing and Urban Development (HUD), such as lead-based paint actions and removal of barriers to affordable housing; and
7. **Review** citizen comments about the PER and give a response from the Department of Economic Development (DED).

Amount of Funds

This report summarizes the distribution of funds for two state programs and three federal programs for the 2007 program year. Funds received for these programs totaled over \$30.5 million:

- \$12,708,790 in CDBG funds
- \$5,045,348 in HOME funds
- \$79,635 in HOME ADDI, DPA funds (Federal FY07)
- \$622,656 in ESG funds
- \$1,600,000 in HSATF funds
- \$10,500,000 in NAHTF funds

The PER also describes program priorities, use of funds and any funds (1) remaining or recaptured from previous CDBG allocations, (2) reallocated by HUD to the state and (3) program income distributed by the state during the 2007 program year.

The 2007 PER

The 2007 PER is the third of five annual performance evaluation reports. Each report describes the one-year actions and funding priorities used to carry out the five-year *Consolidated Plan*, a comprehensive planning document identifying the state's housing development, economic development and community development needs. As the lead state agency responsible for the five-year *Consolidated Plan*, DED must also complete the annual action plans and annual performance evaluation reports to receive federal funds for the HUD CDBG, HOME and ESG programs. Covering all areas of the state (except Omaha and Lincoln, which are required to submit and prepare their own Consolidated Plans), the *Consolidated Plan* establishes funding priorities for these programs, outlines strategies, and annually identifies a one-year action plan for program implementation and funding.

Specifically the purpose of this PER is to demonstrate how activities undertaken during the 2007 program year address pertinent Strategic Plan strategies and priorities identified in the 2005-2009 Consolidated Plan. Sections two, three and four of the PER give the three major priorities of the state and the strategies that were set in the Consolidated Plan. In addition Section six has been added to the PER to provide additional background and progress reporting on the states homeless services programs administered by the Nebraska Department of Health and Human Services System. These sections go into more detail by stating the objectives and performance measurements that were set for each strategy for the 2007 program year. A progress report is given for each performance measurement, the progress reports summarize the activities that were taken during the 2007 program year so that citizens reviewing the report are able to assess the progress that has been made towards meeting the 5-year priorities and strategies that were established in the Consolidated Plan.

Strategies do not describe every activity to be undertaken by the state. Instead, the strategies provide direction in the form of a priority need with objectives, performance measures, and completion dates. Objectives serve as examples of the activities to be initiated during those five years. Strategies and objectives may be added, deleted, or modified in subsequent annual action plans.

Nebraska's Consolidated Planning Process

In summary, Nebraska's Consolidated Planning Process serves the following functions:

- Provide a 5 year planning document for the state which builds on a comprehensive consultation and citizens participation process;
- Serve as an application for federal funds under HUD's formula grant programs;
- Provide a strategy for housing, homelessness, community and economic development;
- Develop an action plan that provides a basis for measuring and assessing performance; and
- Provide annual performance and evaluation reports.

The consolidated planning process is an opportunity for strategic planning and citizen participation to take place in a comprehensive context. The process brings local governments, community organizations, state and federal agencies, service providers, and citizens together to address the larger picture in which the programs operate. It also offers the state an opportunity to shape the various programs into an efficient continuum of service delivery.

Strategies and recommendations were developed with public input and consultation from advisory groups, local community leaders, concerned citizens, nonprofit organizations, advocacy groups, the private sector and representatives of state and federal agencies.

HUD specifies a number of elements for a state Consolidated Plan including:

- an assessment of housing, homeless, community and economic development needs for the ensuing five-year period;
- an analysis of the state's housing market;
- a discussion of the state's priority needs, strategies, and objectives for housing and community development activities;
- an action plan that describes the state's method for distributing funds to carry out activities using funds that are expected to be received under formula allocations and other HUD assistance during the program year and;
- performance measures to assure that the delivery of these needed housing and community development products and services are provided.

Citizen Participation

Opportunities for Public Participation

Public participation with the 2007 Annual Performance Evaluation Report (PER) (including review by the advisory groups) is important to the state. Citizens and other interested parties are given access to information and records relating to the PER and programs it covers.

Copies of Annual Performance Evaluation Reports, Annual Action Plans, the *Consolidated Plan* and any other relevant information are all available by contacting anyone within the Department of Economic Development and also are on the Department's web-site at:

<http://www.neded.org/content/view/218/430/>.

Comment Period

The public comment period begins August 22, 2008 and ends September 6, 2008 for the 2007 proposed Annual Performance Evaluation Report. Comments may be submitted in writing to Libby Elder at the Nebraska Department of Economic Development, 301 Centennial Mall South, PO Box 94666, Lincoln, NE 68516, or via email to libby.elder@nebraska.gov.

Public Notices and Press Coverage

- Public notices about the public comment period were placed in the Lincoln Journal Star, Scottsbluff Star-Herald, North Platte Telegraph, Norfolk Daily News, Kearney Daily Hub, Alliance Times-Herald, Ainsworth Star Journal, Chadron Record, Nebraska City New-Press and Grand Island Independent.
- A news release announcing the comment period was sent to media statewide.
- In order to increase the opportunities for public comment, the proposed 2007 PER was sent to 16 libraries throughout Nebraska: Alliance Public Library (**Alliance**), Auburn Memorial Library (**Auburn**), Garfield County Library (**Burwell**), Central City Public Library (**Central City**), Chadron Public Library (**Chadron**), Lexington Public Library (**Lexington**), Bennett Martin Library (**Lincoln**), McCook Public Library (**McCook**), Jensen Memorial Library (**Minden**), Goodall City Library (**Ogallala**), Omaha Public Library (**Omaha**), Scottsbluff Public Library (**Scottsbluff**), Sidney Public Library (**Sidney**), Thomas County Library (**Theadford**), Valentine Public Library (**Valentine**), and Wayne Public Library (**Wayne**).
- The PER is available on the Department's website at: <http://www.neded.org/content/view/218/430/>. The availability of the PER on the web was emailed to DED and DHSS distribution lists.

Targeted Mailings

- The Notice of Public Comment Period for the proposed PER was mailed to members of the state's official advisory groups including the Nebraska Commission on Housing and Homelessness, CDBG Advisory Committee, and the Economic Development Commission. In addition, the notice of public comment period was also mailed to the NHAP Advisory Committee as well as the Committee on Ending Chronic Homelessness, the NCHH Continuum of Care Committee, State Senators and Congressional Delegates.

Advisory Groups

Official advisory groups to the state on the 2007 PER are the CDBG Advisory Committee, Nebraska Commission on Housing and Homelessness and the Nebraska Economic Development Commission.

Criteria for Substantial Change

DED reserves the right to make non-substantive changes to the *Consolidated Plan* (including annual action plans and performance evaluation reports) without opening a public comment period. A change to the *Consolidated Plan*, which constitutes an amendment or a substantial change meets one or more of the following criteria:

- Addition or deletion of a priority.
- Addition of a strategy not consistent with an existing priority.
- Deletion of a strategy that was previously included.

PERFORMANCE MEASUREMENT SYSTEM

Nebraska's performance measurement system for the identification, determination, tracking and reporting of demonstrated benefits has been developed using the final guidance provided in the Federal Register/ Vol. 71, No. 44 released March 1, 2006. DED and DHSS Staff attended HUD training on Performance Measurements in calendar year 2006.

The state has revised reporting forms for the purpose of collecting output indicators to report objectives and outcomes as indicated in the Federal Register Notice of Outcome Performance Measurement System for Community Planning and Development Formula Grant Programs.

Performance measurements are beginning to be tracked through the Integrated Disbursement and Information System (IDIS). Outcome Indicators are reported on as part of the 2007 Annual Performance Evaluation Report.

Section Two:

Housing Development Priority

Respond to regional needs for affordable, decent, safe and appropriate housing, shelter and services as part of balanced economic development in Nebraska.

Strategies, Objectives & Measurements

The Outcome Statement related to the Housing Priority for New Rental Units Constructed and Rental Units Rehabilitated is:

The State of Nebraska will improve affordability for the purpose of providing decent affordable housing through investments in constructing affordable new rental units and investments in rental rehabilitation activities

The 2007 Outcome Indicators for New Rental Units Constructed and Rental Units Rehabilitated include:

- 40 affordable rental units will be newly constructed.
 - **281 affordable rental units were newly constructed.**
- Of the 40 newly constructed affordable rental units, 8 will be section 504 accessible.
 - **Of the 281 newly constructed affordable rental units, at least 8 are section 504 accessible.**
- Of the 40 newly constructed affordable rental units, zero (0) will be qualified as Energy Star.
 - **Of the 281 newly constructed affordable rental units, 5 were qualified as Energy Star.**
- In addition to the indicator goals above, data will be collected and reported in IDIS at the time of project closeout for HOME and CDBG funded projects on the below outcome indicator measurements to track achievements of the new rental construction activities:
 - Number of units occupied by elderly
 - Number of units subsidized with project-based rental assistance
 - Number years of affordability per unit
 - Number of housing units that have been designated for persons with HIV/AIDS, including units which receive assistance for operations and of those units the number of units designated for the chronically homeless
 - Number of units of permanent housing designated for homeless persons and families, including those units receiving assistance for operations; and of those, number of units for the chronically homeless.
- 10 affordable rental units will be rehabilitated.
 - **Zero affordable rental units were rehabilitated. (Note: No rental rehabilitation projects were funded with CDBG or HOME Funds in 2007).**
- Of the 10 rehabilitated affordable rental units, zero (0) will be section 504 accessible.
 - **Of the 0 rehabilitated affordable rental units, 0 were section 504 accessible.**

- Of the 10 rehabilitated affordable rental units, zero (0) will be qualified as Energy Star.
 - **Of the 0 rehabilitated affordable rental units, 0 were qualified as Energy Star.**
- Zero (0) rehabilitated affordable rental units will be created through conversion of non-residential buildings to residential buildings
 - **Zero rehabilitated affordable rental units were created through conversion of non-residential buildings to residential buildings.**
- Zero (0) rehabilitated affordable rental units will be brought from substandard to standard condition (HQS or local code)
 - **Zero rehabilitated affordable rental units were brought from substandard to standard condition (HQS or local code).**
- Zero (0) rehabilitated affordable rental units will be brought into compliance with lead safe housing rule (24 CFR part 35)
 - **Zero rehabilitated affordable rental units were brought into compliance with lead safe housing rule (24 CFR part 35).**
- In addition to the indicator goals above, data will be collected and reported in IDIS at the time of project closeout for HOME and CDBG funded projects on the below outcome indicator measurements to track achievements of the affordable rental rehabilitation activities:
 - Number of units occupied by elderly
 - Number of units subsidized with project-based rental assistance
 - Number years of affordability per unit
 - Number of housing units that have been designated for persons with HIV/AIDS, including units which receive assistance for operations and of those units the number of units designated for the chronically homeless
 - Number of units of permanent housing designated for homeless persons and families, including those units receiving assistance for operations; and of those, number of units for the chronically homeless.

The Outcome Statement related to the Housing Priority for Homeownership Units Constructed, Acquired and/or Acquired with Rehabilitation Activities is:

The State of Nebraska will improve affordability for the purpose of providing decent affordable housing through investments in construction, acquisition and/or acquisition with rehabilitation of new units for homeownership.

The 2007 Outcome Indicators for Homeownership Units Constructed, Acquired and/or Acquired with Rehabilitation Activities include:

- 110 affordable units will be newly constructed, acquired or acquired with rehabilitation.
 - **276 affordable units were newly constructed, acquired or acquired with rehabilitation.**

- All units that are newly constructed, Acquired, and/or Acquired with rehabilitation will require 5 years of affordability period.
 - **All units that were newly constructed, acquired, and/or acquired with rehabilitation require five years of affordability period.**
- 5 units constructed, acquired, or acquired with rehabilitation will be section 504 accessible.
 - **Data regarding this outcome indicator will be reported in IDIS at the time of project closeout.**
- Homeownership activities will benefit 5 households previously living in subsidized housing.
 - **Data regarding this outcome indicator will be reported in IDIS at the time of project closeout.**
- In addition to the indicator goals above, data will be collected and reported in IDIS at the time of project closeout for HOME and CDBG funded projects on the below outcome indicator measurements to track achievements of homeownership activities:
 - Number of units occupied by elderly
 - Number of housing units that have been designated for persons with HIV/AIDS, and of those units the number of units designated for the chronically homeless
 - Number of units specifically designated for homeless and of those units the number of units specifically for chronically homeless.

The Outcome Statement related to the Housing Priority for Owner Occupied Units Rehabilitated or Improved is:

The State of Nebraska will improve affordability for the purpose of providing decent affordable housing through investments in owner occupied rehabilitation activities.

The 2007 Outcome Indicators for Owner Occupied Units Rehabilitated or Improved include:

- 75 units rehabilitated will be owned and occupied by the elderly.
 - **Data regarding this outcome indicator will be reported in IDIS at the time of project closeout.**
- 100 units will be brought from substandard to standard condition (HQS or local code).
 - **289 units were brought from substandard to standard condition (HQS or local code).**
- Zero (0) units will be qualified as Energy Star.
 - **Zero units were qualified as Energy Star.**
- 50 units will be brought into compliance with lead safe housing rule (24 CFR part 35).
 - **289 units were brought into compliance with lead safe housing rule (24 CFR part 35).**

- Zero (0) units will be made accessible for persons with disabilities.
 - **Data regarding this outcome indicator will be reported in IDIS at the time of project closeout.**

The Outcome Statement related to the Housing Priority for Direct Financial Assistance to Homebuyers (down-payment assistance programs) is:

The State of Nebraska will improve affordability for the purpose of providing decent affordable housing through investments in direct financial assistance to homebuyers.

The 2007 Outcome Indicators for Direct Financial Assistance to Homebuyers (down-payment assistance programs) include:

- 50 first-time homebuyers will benefit from direct financial assistance to homebuyers.
 - **276 first-time homebuyers benefitted from direct financial assistance to homebuyers.**
- Of those first-time homebuyers receiving assistance, 50 will receive housing counseling.
 - **Of the first-time homebuyers who received assistance, 276 received housing counseling.**
- 50 first-time homebuyers will receive down-payment assistance/closing costs.
 - **276 first-time homebuyers received down-payment assistance/closing costs.**

The four (4) strategies developed to meet this priority are:

- **Promote housing preservation by improving the quality of Nebraska’s existing affordable housing stock.**
- **Promote additional households into homeownership by expanding affordable homeownership opportunities.**
- **Promote additional affordable rental housing and preservation of affordable rental housing in selected markets.**
- **Enhance statewide understanding of fair housing law through outreach and education.**

Each of the four housing strategies listed above have objectives and measurements that were planned by the state for the 2007 program year. The objectives and performance measurements that were planned for the four housing strategies are listed below along with a progress report detailing the headway made under each performance measurement during the 2007 program year. The following rating system is used to evaluate the measurements that were accomplished during the program year:

- A → Activity Exceeded Measurement
- P → Performance Satisfied Measurement
- R → Reasonable Progress Made
- N → No Progress Made

■ **Strategy One**

Promote housing preservation by improving the quality of Nebraska's existing affordable housing stock.

Objective #1: Continue supporting lead-based paint program activities by participation in the Lead Hazard Control Program.

Performance Measurement: 4 low-income households will be assisted with the removal of lead hazards through the Nebraska Affordable Housing Program leveraging investment with the Health and Human Services Lead-Hazard Control Program.

***N** Progress Report:* During the 2007 program year 0 low-income households were assisted with the removal of lead hazards through the Nebraska Affordable Housing Program leveraging investment with the Health and Human Services Lead-Hazard Control Program. (Note: Health and Human Services did not receive grant funding in 2007).

Performance Measurement: \$100,000 of the Nebraska Affordable Housing Program, Nebraska Affordable Housing Trust funds will be expended in the removal of lead hazards as a leveraging investment with the Health and Human Services Lead-Hazard Control Program.

***N** Progress Report:* During the 2007 program year \$0 of the Nebraska Affordable Housing Program, Nebraska Affordable Housing Trust funds were expended in the removal of lead hazards as a leveraging investment with the Health and Human Services Lead-Hazard Control Program. (Note: Health and Human Services did not receive grant funding in 2007).

Objective #2: Invest in the preservation of the existing housing stock through housing rehabilitation activities.

Performance Measurement: 150 owner households will be targeted to be assisted with home rehabilitation as a result of Nebraska Affordable Housing Program investment.

***A** Progress Report:* During the 2007 program year DED targeted and assisted 289 households with home rehabilitation as a result of the Nebraska Affordable Housing Program investment.

Performance Measurement: \$3,000,000 of Nebraska Affordable Housing Program funds will be invested in the rehabilitation of owner-occupied homes.

***A** Progress Report:* During the 2007 program year \$3,626,500 of the Nebraska Affordable Housing Program funds were invested in the rehabilitation of owner-occupied homes assisting 289 households.

Performance Measurement: \$2,000,000 of Nebraska Affordable Housing Program funds will be invested in rehabilitating homes and assisting homebuyers in purchasing those homes.

A ***Progress Report:** During the 2007 program year \$2,204,700 of the Nebraska Affordable Housing Program funds were invested in rehabilitation homes and assisting homebuyers in purchasing those homes.*

■ **Strategy Two**

Promote additional households into homeownership by expanding affordable homeownership opportunities.

Objective #1: Invest Nebraska Affordable Housing Program funds in assisting low-income homebuyers through direct assistance and development subsidy to increase the availability of affordable units.

Performance Measurement: 300 low-income homebuyers will be targeted to purchase homes partially through assistance from Nebraska Affordable Housing Program funds for homebuyer programs.

P ***Progress Report:** During the 2007 program year 276 low-income homebuyers were targeted to purchase homes through partial assistance from Nebraska Affordable Housing Program funds.*

Performance Measurement: \$3,000,000 of Nebraska Affordable Housing Program funds will be invested in down-payment and closing cost assistance programs for new homebuyers.

A ***Progress Report:** During the 2007 program year \$4,230,776 of Nebraska Affordable Housing Program funds were invested in down-payment and closing cost assistance programs that provided assistance to 276 new homebuyers.*

Performance Measurement: \$3,365,000 of Nebraska Affordable Housing Program funds will be invested in projects with new construction and homebuyer assistance.

P ***Progress Report:** During the 2007 program year \$2,844,316 of Nebraska Affordable Housing Program funds were invested in projects with new construction and homebuyer assistance. These projects resulted in 63 newly constructed homes and affected 63 homebuyers in the State of Nebraska.*

Performance Measurement: \$2,000,000 of Nebraska Affordable Housing Program funds will be invested in rehabilitating homes and assisting homebuyers in purchasing those homes. (This measurement is a duplication of the third performance measurement for Strategy One Objective Two).

A ***Progress Report:** During the 2007 program year \$2,204,700 of Nebraska Affordable Housing Program funds were invested in rehabilitating homes and assisting homebuyers in purchasing those homes.*

■ **Strategy Three**

Promote additional affordable rental housing and preservation of affordable rental housing in selected markets.

Objective #1: Invest in affordable rental housing that market conditions indicate need for the design, location, and cost to the beneficiary of the proposed rental housing.

Performance Measurement: 100 rental units for low-income households will be targeted to be developed or preserved due to the investment of Nebraska Affordable Housing Program funds.

A ***Progress Report:** During the 2007 program year DED awarded \$6,559,248 of the Nebraska Affordable Housing Program funds to 12 local governments and/or non-profit housing organizations for the development or preservation of 324 rental units for persons who are low-income.*

Performance Measurement: \$2,300,000 of Nebraska Affordable Housing Program HOME funds and \$1,000,000 of NAHTF will be invested in affordable rental projects that include Nebraska Investment Finance Authority Low-Income Housing Tax Credit equity as a funding source.

A ***Progress Report:** During the 2007 program year \$1,625,640 of Nebraska Affordable Housing Program HOME funds and \$2,995,608 NAHTF funds were invested in affordable rental projects that include Nebraska Investment Finance Authority Low-Income Housing Tax Credit equity as a funding source.*

Performance Measurement: \$100,000 of Nebraska Affordable Housing Program NAHTF funds will be invested in affordable rental projects that include U.S. Department of Housing and Urban Development 202 and/or 811 program funding as a funding source.

P ***Progress Report:** During the 2007 program year DED awarded \$100,000 of the Nebraska Affordable Housing Program NAHTF funds, causing \$100,000 to be invested in affordable rental projects that included U.S. Department of Housing and Urban Development 202 and/or 811 program funding as a funding source.*

Performance Measurement: \$300,000 of Nebraska Affordable Housing Program NAHTF funds will be invested in affordable rental projects that include U.S. Department of Agriculture Rural Housing Program funding as a funding source.

R **Progress Report:** During the 2007 program year \$30,000 of Nebraska Affordable Housing Program NAHTF funds were invested in affordable rental projects that include U.S. Department of Agriculture Rural Housing Program funding as a funding source. (Note: only two applications for USDA set-aside funds were received in 2007 totaling \$30,000)

Performance Measurement: \$1,000,000 of Nebraska Affordable Housing Program, HOME and NAHTF funds will be invested in the preservation of distressed rental properties that were previously assisted with NDED CDBG, NDED HOME, or NAHTF.

P **Progress Report:** During the 2007 program year \$1,023,400 of Nebraska Affordable Housing Program HOME and NAHTF funds were invested in the preservation of distressed rental properties that were previously assisted with DED CDBG, DED HOME, or NAHTF.

Objective #2: Invest in rental projects that include earmarking a portion of total units that are affordable to extremely low-income renters.

Performance Measurement: Of the 100 rental units for low-income households that will be targeted to be developed or preserved due to the investment of Nebraska Affordable Housing Program funds as part of Objective 1 first performance measurement, 20 rental units will be targeted to very low-income renters and zero (0) units will be targeted to extremely low-income renters.

R **Progress Report:** During the 2007 program year DED awarded \$6,559,248 of the Nebraska Affordable Housing Program funds to 12 local governments and/or non-profit housing organizations for the development or preservation of 324 rental units for persons who are low-income. Of these rental units, 4 were targeted to extremely low-income renters.

■ Strategy Four

Enhance statewide understanding of fair housing law through outreach and education.

Objective #1: Enhance education and outreach concerning fair housing law, including education about the fair housing complaint system, as well as design and construction standards.

Performance Measurement: Train 50 community representatives on Fair Housing Act requirements.

P **Progress Report:** During the 2007 program year, 55 community representatives were trained on Fair Housing Act Requirements.

Performance Measurement: 50 communities will undertake activities to affirmatively further fair housing.

R ***Progress Report:** During the 2007 program year 48 communities in Nebraska undertook activities to affirmatively further fair housing.*

Objective #2: Support the development and maintenance of an information clearinghouse on Nebraska law, design and construction standards, and other resources.

Performance Measurement: Assist in the implementation of the housing.ne.gov affordable housing website. A minimum of 50 hits will be recorded seeking specifically fair housing tenant rights information.

N ***Progress Report:** During the 2007 program year, 0 hits were recorded seeking specifically fair housing tenant rights information on the housing.ne.gov affordable housing website. (Note: There were 421,000 hits to the website and 87,518 units were viewed. The internet provider was unable to track individual hits to the fair housing tenant rights section of the site.)*

Nebraska Department of Economic Development 2007 Affordable Housing Program Awards

Funding Source	Project #	Applicant	Description	Award Amount	Location of Award	Activity	# of units	#VLI units
NAHTF	07TFTA1013	High Plains CDC	Technical Assistance	\$60,000	Dawes, Sheridan, Box Butte, Sioux , Scottsbluff, Morrill, Garden, Banner, Kimball, Cheyenne, and Deuel Counties	TA		
NAHTF	07TFTA9074	NHDA	Technical Assistance	\$22,000	Statewide	TA		
NAHTF	07TFTA5096	ISANTI	Technical Assistance	\$40,000	Santee Sioux Reservation	TA		
NAHTF	05TFTA244	CNED, Inc.	Technical Assistance - Set-aside Increase	\$40,000	Blaine, Boyd, Brown, Cherry, Custer, Garfield, Greeley, Hamilton, Holt, Howard, Keya Paha, Loup, Merrick, Rock, Sherman, Valley, & Wheeler Counties	TA		
NAHTF	06TFTA364	Keith County HDC	Technical Assistance - Set-aside Increase	\$80,000	Keith county	TA		
NAHTF	06TFTA1001	NHDA	Technical Assistance - Set-aside Increase	\$10,000	Statewide	TA		
NAHTF	07TFHP1014	High Plains CDC	Homebuyer Assistance	\$101,760	Dawes, Sheridan, Box Butte & Sioux Counties	HB	8	
NAHTF	07TFHP1025	WNHO	Homebuyer Assistance	\$242,900	Scotts Bluff County	HB	38	
NAHTF	07TFHP2031	CNED, Inc.	SF Homeownership New Construction	\$520,200	O'Neill	HB	6	
NAHTF	07TFHP2033	CNED, Inc.	Homebuyer Assistance	\$150,000	Blaine, Boyd, Brown, Cherry, Custer, Garfield, Greeley, Hamilton, Holt, Howard, Keya Paha, Loup, Merrick, Rock, Sherman, Valley, & Wheeler Counties	HB	7	
NAHTF	07TFHP3022	Keith County	Homebuyer Assistance	\$106,000	50 mile radius of Ogallala	HB	19	
NAHTF	07TFHO354	SWNCBC	Housing Rehabilitation	\$200,000	Perkins County	OOR	9	
NAHTF	07TFHP3055	SWNCBC	Homebuyer Assistance	\$200,000	Chase, Dundy, Hitchcock, Hayes & Perkins Counties	HB	20	
NAHTF	07TFHP4069	HDC	SF Homeownership New Construction	\$258,100	Hastings	HB	6	
NAHTF	07TFHP4071	HDC	Purchase/Rehab/Resale	\$295,000	Grand Island	HB	10	

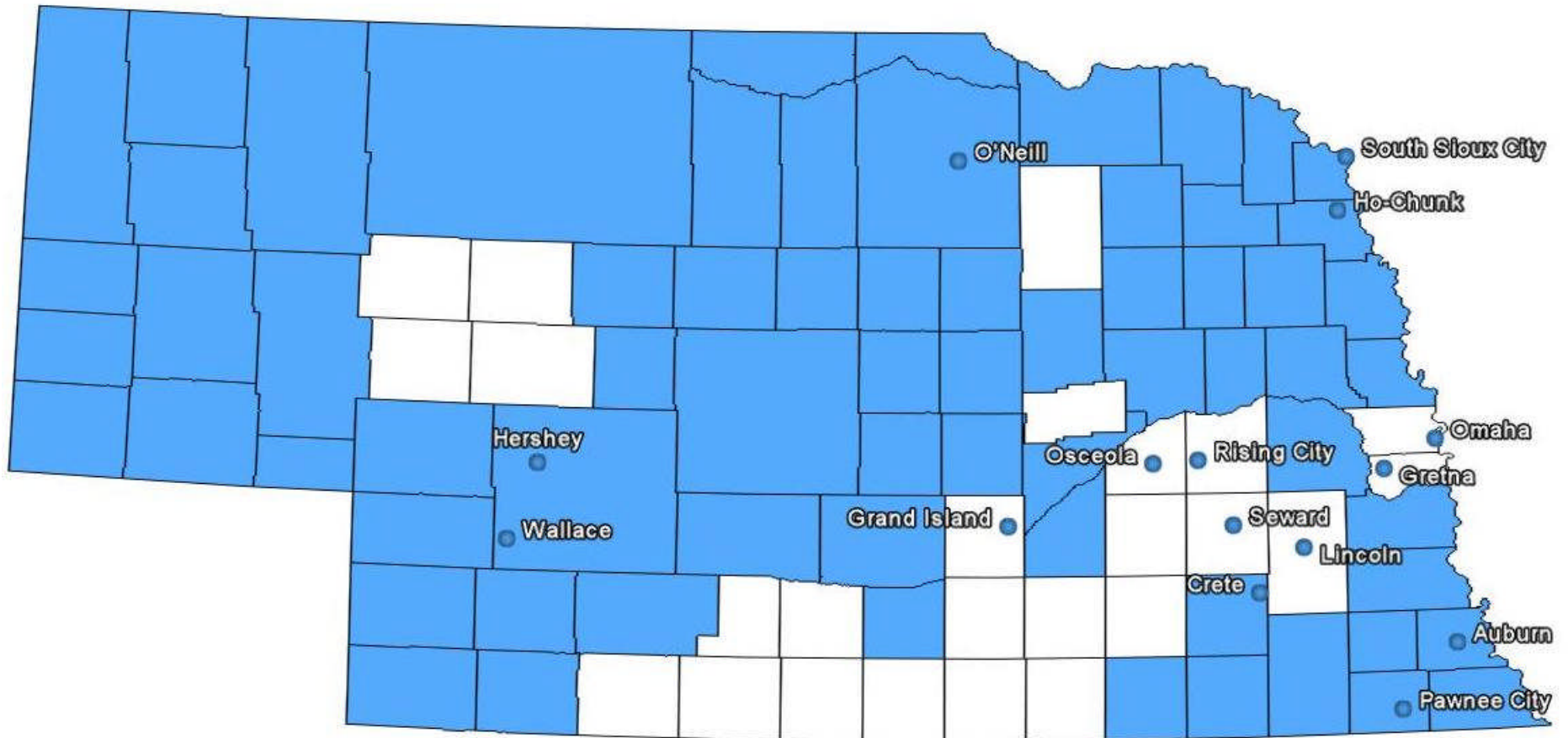
NAHTF	07TFHP5019	NED Inc.	SF Homeownership New Construction/ DPA	\$400,000	Burt, Cedar, Colfax, Cuming, Dakota, Dixon, Dodge, rural Douglas, Madison, Pierce, Platte, Stanton, Thurston, Washington & Wayne Counties	HB	12	
NAHTF	07TFHP5044	City of Wayne	SF Homeownership New Construction	\$387,416	Wayne	HB	9	
NAHTF	07TFHP5051	Neighborworks Northeast Nebraska	Purchase/Rehab/Resale	\$300,000	Colfax & Platte counties	HB	10	
NAHTF	07TFHP6008	Thayer County	DPA/Housing Rehabilitation	\$175,000	Thayer Co.	HB	6	
NAHTF	07TFHP6057	Midwest Housing Initiatives, Inc	SF Homeownership New Construction	\$478,800	Seward	HB	10	
NAHTF	07TFHO8037	Neighborworks Lincoln	Housing Rehabilitation	\$258,500	Lincoln	OOR	9	
NAHTF	07TFHP8038	Neighborworks Lincoln	Purchase/Rehab/Resale	\$373,400	Lincoln	HB	7	
NAHTF	07TFHP8039	Neighborworks Lincoln	Purchase/Rehab/Resale	\$266,300	Lincoln	HB	4	
NAHTF	07TFHP8084	Neighborworks Lincoln	DPA/Housing Rehabilitation	\$300,000	Lincoln	HB	10	
NAHTF	07TFHP7088	Omaha	SF Homeownership New Construction	\$800,000	Omaha	HB	20	
NAHTF	07TFHO7087	Omaha	Housing Rehabilitation	\$300,000	Omaha	OOR	12	
NAHTF	07TFHP1093	High Plains CDC	Homebuyer Assistance	\$100,000	Box Butte, Dawes & Sheridan Counties	HB	23	
NAHTF	07TFDH2078	CNED, Inc.	Housing Rehabilitation	\$240,000	Blaine, Brown, Custer, Garfield, Greeley, Howard, Keya Paha, Loup, Sherman, Valley, & Wheeler Counties	OOR	40	
NAHTF	07TFDH3077	WCNDD	Housing Rehabilitation	\$240,000	Dawson, Frontier, Hayes, Hitchcock, Lincoln, Logan, & Thomas Counties	OOR	40	
NAHTF	07TFDH4081	MID	Housing Rehabilitation	\$120,000	Buffalo & Kearney Counties	OOR	20	
NAHTF	07TFDH5079	NED Inc.	Housing Rehabilitation	\$240,000	Knox, Platte, Madison & Boone Counties	OOR	40	
NAHTF	07TFDH6080	BVCA	Housing Rehabilitation	\$240,000	Gage, Saline, Jefferson, Cass, Johnson, Nemaha, Otoe, Pawnee, Richardson & Saunders Counties	OOR	40	
NAHTF	07TFRH4061	MHDF	MF New Construction/Rental	\$397,000	Grand Island	RH	32	

NAHTF	07TFRH6072	Pawnee City Comm. Foundation	SF New Construction/Rental	\$368,388	Pawnee City & Auburn	RH	8	
	06TFDR833	LAP	Housing Rehabilitation set-aside increase	\$500,000	Lincoln	RH	8	
NAHTF	07TFDR6082	BVCA	Distressed Rental/Housing Rehab	\$358,400	Crete	RH	16	
NAHTF	07TFDR3050	LINCOLN COUNTY CDC	Distressed Rental/Housing Rehab	\$165,000	Hershey & Wallace	RH	7	
NAHTF	07TFRH5091	Ho Chunk	MF New Construction/Rental	\$544,700	Ho-Chunk Village	RH	20	
NAHTF	07TFRH6074	BVCA	Housing Rehabilitation	\$18,000	Osceola	RH	8	
NAHTF	07TFRH6075	BVCA	Housing rehabilitation	\$12,000	Rising City	RH	4	
NAHTF	07TFRHHP3016	Dawson County	SF New Construction/Rental	\$523,329	Dawson County	RH	18	
NAHTF	07TFRH7100	MHDF - Gretna CROWN	SF New Construction/Rental	\$625,000	Gretna	RH	15	
NAHTF	07TFRH8102	Centerpointe	MF New Construction/Rental	\$100,000	Lincoln	RH	10	
NAHTF	07TFRH7101	Omaha - Open Door Mission	MF New Construction/Rental	\$450,000	Omaha	RH	82	
NAHTF	07TFRH5103	S Sioux City CDA	MF New Construction/Rental	\$871,791	S Sioux City	RH	48	3
		Total NAHTF Allocations		\$12,478,984			711	3
HOME	07OEH6083	BVCA	DPA/Housing Rehabilitation	\$245,000	Polk, Butler, York, Seward, Saline, Fillmore, Thayer, Jefferson & Gage Counties	HB	19	
HOME	07OEH04082	CAP OF MID	Housing rehabilitation	\$150,000	Buffalo, Franklin, Harlan, Kearney & Phelps Counties	OOR	8	
HOME	07OERH1099	ALLIANCE HA	MF New Construction/Rental	\$598,000	Alliance	RH	18	1
HOME	07OERH4097	HOLDREGE HA	MF New Construction/Rental	\$452,640	Holdrege	RH	16	
HOME	07OERH5098	MHDF	SF New Construction/Rental	\$575,000	Norfolk	RH	14	
		Total HOME Allocations		\$2,020,640			75	1
CDBG	07-HO-3090	Lexington	Housing rehabilitation	\$108,600	Lexington	OOR	6	
CDBG	07-HO-4045	Ravenna	Housing rehabilitation	\$279,400	Ravenna	OOR	13	

CDBG	07-HP-6002	Nebraska City	Down-payment Assistance	\$250,000	Nebraska City	HB	12	
CDBG	07-HO-6001	Nebraska City	Housing rehabilitation	\$250,000	Nebraska City	OOR	10	
CDBG	07-HO-6004	Falls City	Housing rehabilitation	\$250,000	Falls city	OOR	11	
CDBG	07-HP-6003	Falls City	DPA/Housing Rehabilitation	\$250,000	Falls city	HB	10	
CDBG	07-HP-5007	Wakefield	Down-payment Assistance	\$235,600	Wakefield	HB	10	
CDBG	07-HO-5060	Schuyler	Housing rehabilitation	\$250,000	Schuyler	OOR	10	
CDBG	07-HO-5062	Emerson	Housing rehabilitation	\$250,000	Emerson	OOR	10	
CDBG	05-HO-639	Auburn	Housing rehabilitation - set-aside increase	\$250,000	Auburn	OOR	11	
		Total CDBG Allocations		\$2,373,600			103	0
		Total AHP Allocations		\$16,873,224			889	4

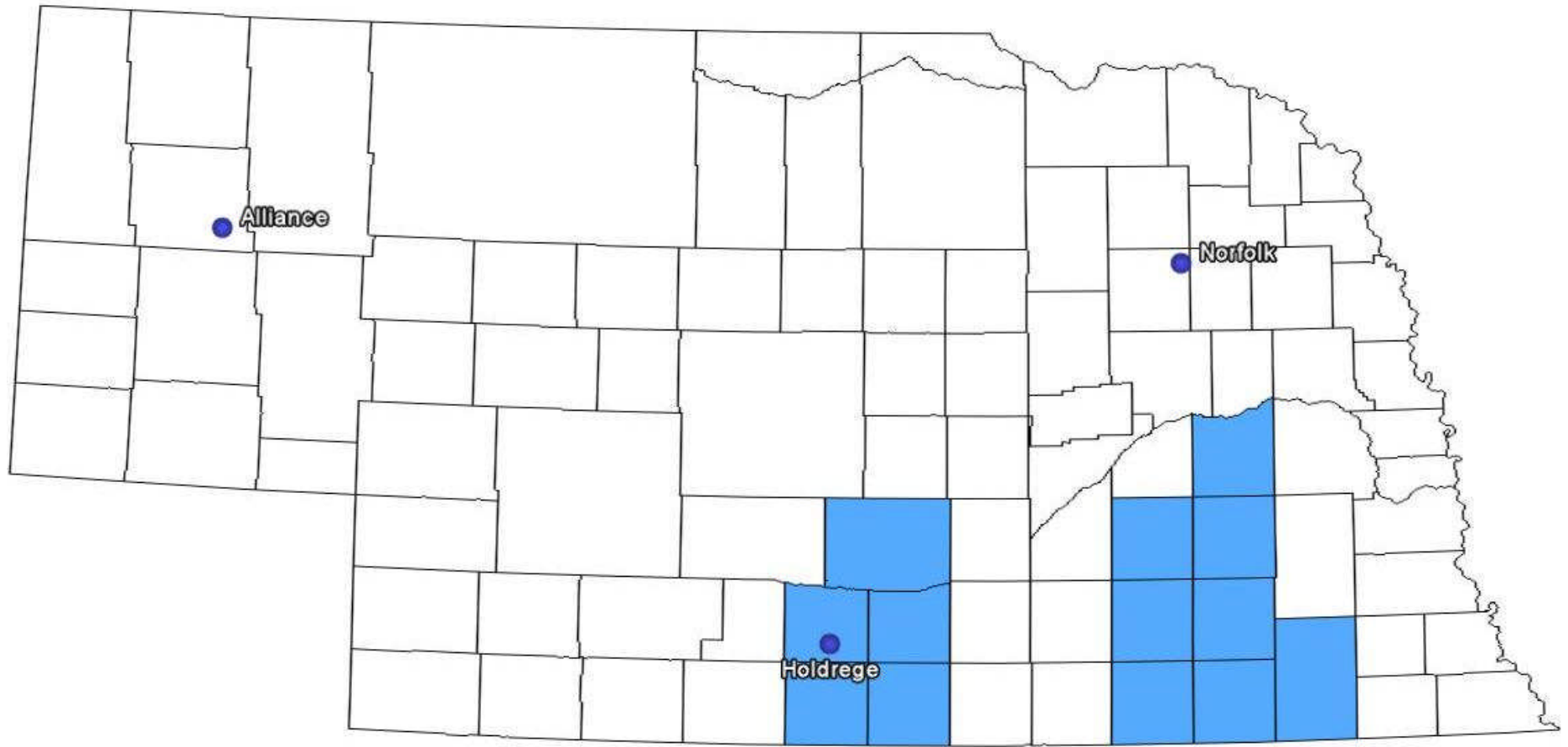
2007 Housing Awards

Nebraska Department of Economic Development
Nebraska Affordable Housing Trust Fund Program



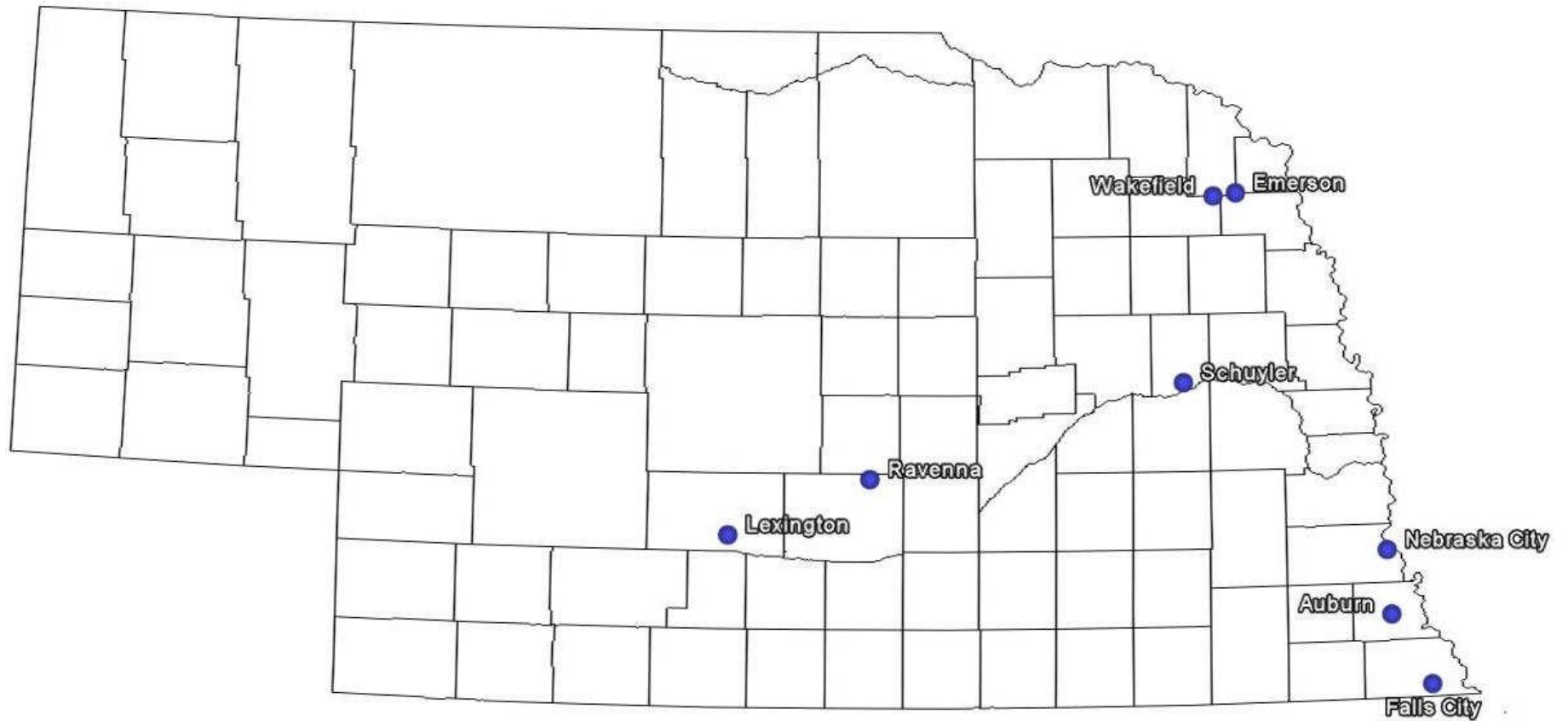
2007 Housing Awards

Nebraska Department of Economic Development
HOME Investment Partnership Program



2007 Housing Awards

Nebraska Department of Economic Development
Community Development Block Grant Program



Section Three:

Community Development Priority

*Strengthen Nebraska communities through
community development programs and services.*

Strategies, Objectives & Measurements

The Outcome Statement related to the Community Development Priority for Public Facility or Infrastructure Activities is:

The State of Nebraska will improve accessibility for the purpose of creating suitable living environments through investments in public facilities and/or infrastructure activities.

The 2007 Outcome Indicators for Public Facility or Infrastructure Activities include:

- 1,000 LMI persons will have new access to a facility or infrastructure benefit
 - **8,952 LMI persons have new access to a facility or infrastructure benefit.**
- 1,000 LMI persons will have improved access to a facility or infrastructure benefit
 - **4,716 persons have improved access to a facility or infrastructure benefit.**
- 500 LMI persons who previously had access to only substandard facilities or infrastructure services will now have access to safe, appropriate facilities and/or infrastructure.
 - **5,931 persons who previously had access to only substandard facilities or infrastructure services will now have access to safe, appropriate facilities and/or infrastructure.**

The three (3) five-year strategies developed to meet this priority are:

- **Increase capacity, efficiency and effectiveness of local planning efforts resulting in long-term development.**
- **Improve the quality of water and wastewater in Nebraska**
- **Assist in developing and financing appropriate infrastructure for communities and counties that have planned and set priorities for long-term development.**

The three community development strategies listed above each have objectives and measurements that were planned by the state for the 2007 program year. The objectives and performance measurements that were planned for the three community development strategies are listed below along with a progress report detailing the headway made under each performance measurement during the 2007 program year. The following rating system is used to evaluate the measurements that were accomplished during the program year:

- A → Activity Exceeded Measurement
- P → Performance Satisfied Measurement
- R → Reasonable Progress Made
- N → No Progress Made

Strategy One

Increase capacity efficiency and effectiveness of local planning efforts resulting in long-term development.

Objective #1: Invest CDBG funds in local and regional studies and plans that result in quality projects.

Performance Measurement: Approximately \$556,000 of the 2007 annual CDBG allocation will be awarded for local and regional plans leveraging up to \$139,000 in other public and private funds. The state will invest in 15 local and regional projects by June 30, 2008, that impact the implementation of economic development, community development and housing projects. Approximately 3,000 LMI persons will benefit from these local and regional plans.

A Progress Report: *During the 2007 program year, the state awarded \$456,900 in CDBG funds to twenty-four (24) local governments for the development and implementation of local and regional plans, which leveraged \$167,067 in other public and private funds. The state invested in twenty-four (24) local and regional projects by June 30, 2008 that impacted the implementation of economic development, community development and housing projects. Approximately 21,008 LMI persons were benefited from these local and regional plans.*

Objective #2: Invest CDBG funds in technical assistance and training to local government officials for building capacity in the management and implementation of community planning.

Performance Measurement: Up to \$147,000 of the 2007 CDBG funds will be allocated to these activities. The number of training sessions offered and attendees will be tracked annually for program benefit. The state will provide technical assistance to local planning officials. This assistance will include the continuation of Internet based training implemented by June 30, 2008. The state will provide four technical assistance workshops during the program year to local grant administrators. The state also will further establish on-line tools for web site access and document submission and reporting by June 30, 2008.

P Progress Report: *During the 2007 program year, the Department independently continued implementation of the CDBG Certified Administrators Program. The Department contracted with the Nebraska Chapter of the American Planning Association (APA) to provide training on planning issues for local officials statewide.*

The Department conducted 14 trainings attended by 73 registrants from 53 municipalities and/or organizations for CDBG administration. Training sessions included the all-inclusive CDBG certification and re-certification, environmental, construction/labor standards, and preparation for monitoring. All awarded municipalities were required to send a local representative to a one-day training to review the local municipalities responsibility regarding the CDBG award.

The Nebraska Chapter APA in collaboration with the Nebraska Planning and Zoning Association and the Nebraska Lied Main Street Program conducted a 3-day statewide institute on land use management issues attended by more than 200 persons. Those in attendance represented several communities preparing and implementing planning projects funded through CDBG Program.

Objective #3: Promote and implement State programs (including the Nebraska Community Improvement Program and Community Development Assistance Act) to assist and recognize efforts in community organizing, leadership development, project implementation and private sector involvement.

Performance Measurement: Approximately 70 communities will participate in the 2007 Nebraska Community Improvement Program.

R ***Progress Report:** Forty-eight (48) communities participated in the 2007 Nebraska Community Improvement Program. Seventy-one (71) awards were presented to more thirty-seven (37) individuals at a statewide recognition event.*

Performance Measurement: Track information to ensure that 100% of the CDAA tax credits allocated are used or claimed.

A ***Progress Report:** CDAA tax credit information was tracked during the 2007 program year, and 100 percent of the CDAA tax credits allocated were used or claimed.*

■ Strategy Two

Improve the quality of water and wastewater in Nebraska.

Objective #1: Provide technical assistance to communities for project development and implementation.

Performance Measurement: Approximately five communities will submit applications to complete preliminary engineering reports, benefiting 600 LMI persons.

A ***Progress Report:** During the 2007 program year eight (8) communities submitted applications to complete preliminary engineering reports, which benefited 2,987 LMI persons.*

Objective #2: Use a coordinated application process to fund priority projects that leverage other available financial resources and are ready to promptly start and complete construction within 24 months. The coordinated application process is accomplished between the following federal and state agencies: U.S. Department of Agriculture-Rural Development, Nebraska Department of Health and Human Services, Nebraska Department of Environmental Quality and Nebraska Department of Economic Development.

Performance Measurement: Approximately 40 pre-applications will be reviewed and up to eight projects will be funded by CDBG. It is estimated that approximately \$1.9 million in CDBG funds will be invested in these water/wastewater projects leveraging \$2 million in other public and private funds. Approximately 1,000 LMI persons will benefit from these water/wastewater projects. If deemed necessary, appropriate changes will be made to the coordinated application process.

R ***Progress Report:** During the 2007 program year the multi-agency Water Wastewater Advisory Committee reviewed twenty-nine (29) pre-applications. Six (6) local governments were invited to submit CDBG applications and were received and awarded during the year totaling \$1,320,172 in CDBG funds and leveraged \$4,180,858 in other public and private funds.*

■ **Strategy Three**

Assist in developing and financing appropriate infrastructure for communities and counties that have planned and set priorities for long-term development.

Objective #1: Provide technical assistance to communities, organizations and individuals on capacity building, project development, CDBG financing and implementation from DED.

Performance Measurement: Approximately 30 communities will submit applications for community development projects.

A ***Progress Report:** 60 communities submitted applications for community development projects.*

Objective #2: Invest CDBG funds in quality projects that are identified in a formal community plan; compliment or support related community investments; leverage maximum private and/or other investment; have reasonable plans for long-term operation and maintenance; and are ready to start and complete construction within 24 months.

Performance Measurement: Approximately \$3 million will be invested in ten small communities, leveraging up to \$2 million in other public and private funds. Approximately 2,000 LMI persons will benefit from these projects.

A ***Progress Report:** During the 2007 program year, \$3,293,005 was invested in 15 small communities, leveraging \$4,102,181 in other public and private funds. Approximately 13,668 LMI persons benefited from these projects.*

Performance Measurement: Approximately \$1.4 million of CDBG redistributed funds will be invested in up to seven large communities leveraging \$1.4 million in other housing and public infrastructure funds that will benefit approximately 5,000 LMI persons.

R ***Progress Report:** During the 2007 program year, \$1,223,362 of CDBG redistributed funds were invested in seven large communities leveraging*

\$1,413,711 in other housing and public infrastructure funds that benefited approximately 3,242 LMI persons.

Objective #3: Evaluate the application, review, ranking, and selection process and make necessary changes for improvement.

Performance Measurement: Continue to improve DED's website capabilities for application guidelines and forms. Continue to improve application process through June 30, 2008.

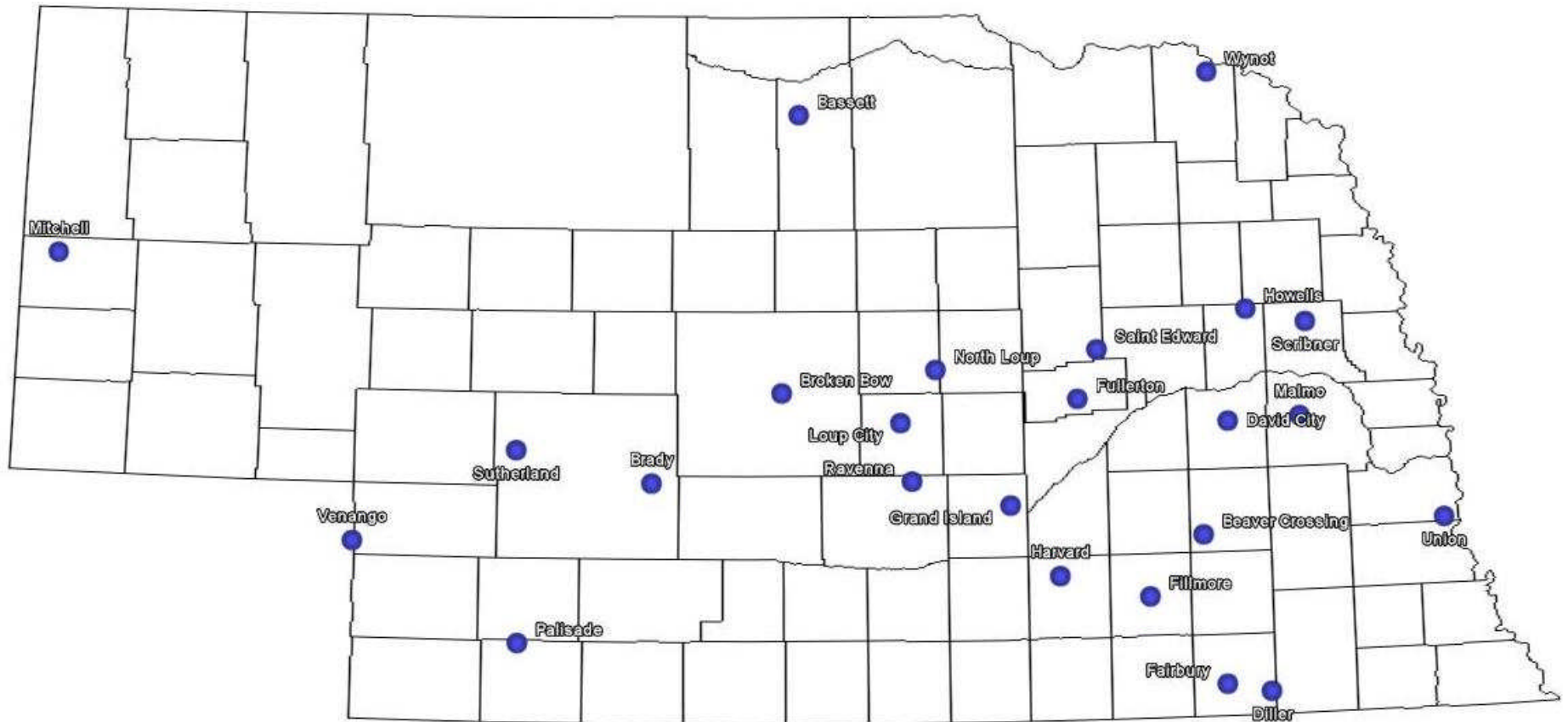
P ***Progress Report:*** *During the 2007 program year, Program administration forms and applications were available on the CRD website. Some forms can now be completed electronically, however electronic transmittal continues to be under investigation.*

**Nebraska Department of Economic Development
Community Development Block Grant Program
2007 Awards Planning Category**

Project Number	Applicant	Project Activities	Amount Awarded
07PP001	City of Scribner	Comprehensive Plan	\$15,600
07PP002	City of Fullerton	Comprehensive Plan	\$25,000
07PP003	Village of Beaver Crossing	Preliminary Engineering Report	\$10,300
07PP004	Village of Malmo	Comprehensive Plan	\$25,000
07PP005	City of Harvard	Blight Determination Study	\$25,000
07PP006	Village of Wynot	Water System Study	\$9,000
07PP007	City of David City	Community Improvement Study	\$20,100
07PP008	City of Ravenna	Water System Study	\$21,100
07PP009	City of Loup City	Housing Study	\$16,500
07PP010	Village of Palisade	Comprehensive Plan	\$21,000
07PP011	Village of Brady	Comprehensive Plan	\$21,700
07PP012	Village of Venango	Comprehensive Plan	\$13,500
07PP013	City of Broken Bow	Downtown Improvement Study	\$25,000
07PP014	City of St. Edward	Levee Protection Study	\$25,000
07PP015	Village of Howells	Comprehensive Plan Update	\$13,700
07PP016	City of Bassett	Comprehensive Plan	\$25,000
07PP017	Village of North Loup	Sewer Study Plan	\$19,000
07PP018	Village of Diller	Housing Market Study	\$12,800
07PP019	Fillmore County	Housing Market Study	\$17,700
07PP020	City of Fairbury	Affordable Housing Study	\$16,100
07PP021	City of Grand Island	Affordable Housing Study	\$25,000
07PP022	Village of Union	Feasibility Study	\$15,800
07PP023	Village of Sutherland	ADA Facility Study Plan	\$25,000
07PP024	City of Mitchell	Comprehensive Plan	\$13,000
		TOTAL CDBG AWARDED	\$456,900

2007 Planning Awards

Nebraska Department of Economic Development
Community Development Block Grant Program

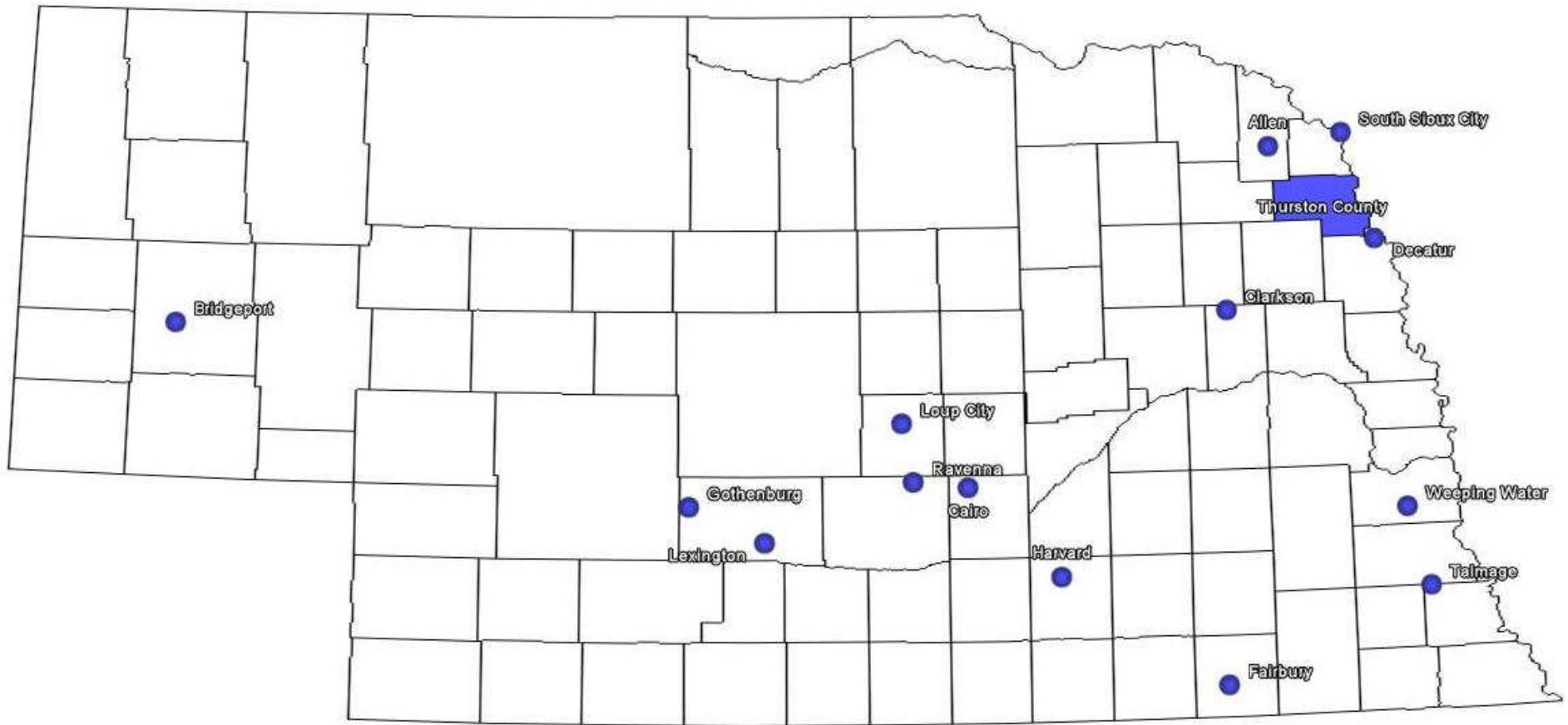


**Nebraska Department of Economic Development
Community Development Block Grant Program
2007 Awards Public Works Category**

Project Number	Applicant	Project Activities	Amount Awarded
07PW001	City of South Sioux City	Street and Drainage Improvements	\$250,000
07PW003	City of Clarkson	Fire Station	\$250,000
07PW004	Village of Talmage	Infrastructure Improvements	\$250,000
07PW005	Village of Allen	Street Improvements	\$183,300
07PW006	City of Harvard	Street and Sewer Improvements	\$250,000
07PW007	City of Bridgeport	Fire Engine	\$125,000
07PW009	Village of Cairo	Street and Sewer Improvement	\$250,000
07PW010	City of Ravenna	Street and Sewer Improvement	\$250,000
07PW012	Village of Decatur	Community Center	\$200,400
07PW013	City of Loup City	Street and Sewer Improvements	\$250,000
07PW014	City of Gothenburg	Street Improvements	\$250,000
07PW015	City of Lexington	Street Improvements	\$250,000
07PW016	Thurston County	Courthouse Improvements	\$119,305
07PW019	City of Fairbury	Aerial Ladder Fire Truck	\$165,000
07PW020	City of Weeping Water	Community Center	\$250,000
		TOTAL CDBG AWARDED	\$3,293,005

2007 Public Works Awards

Nebraska Department of Economic Development
Community Development Block Grant Program

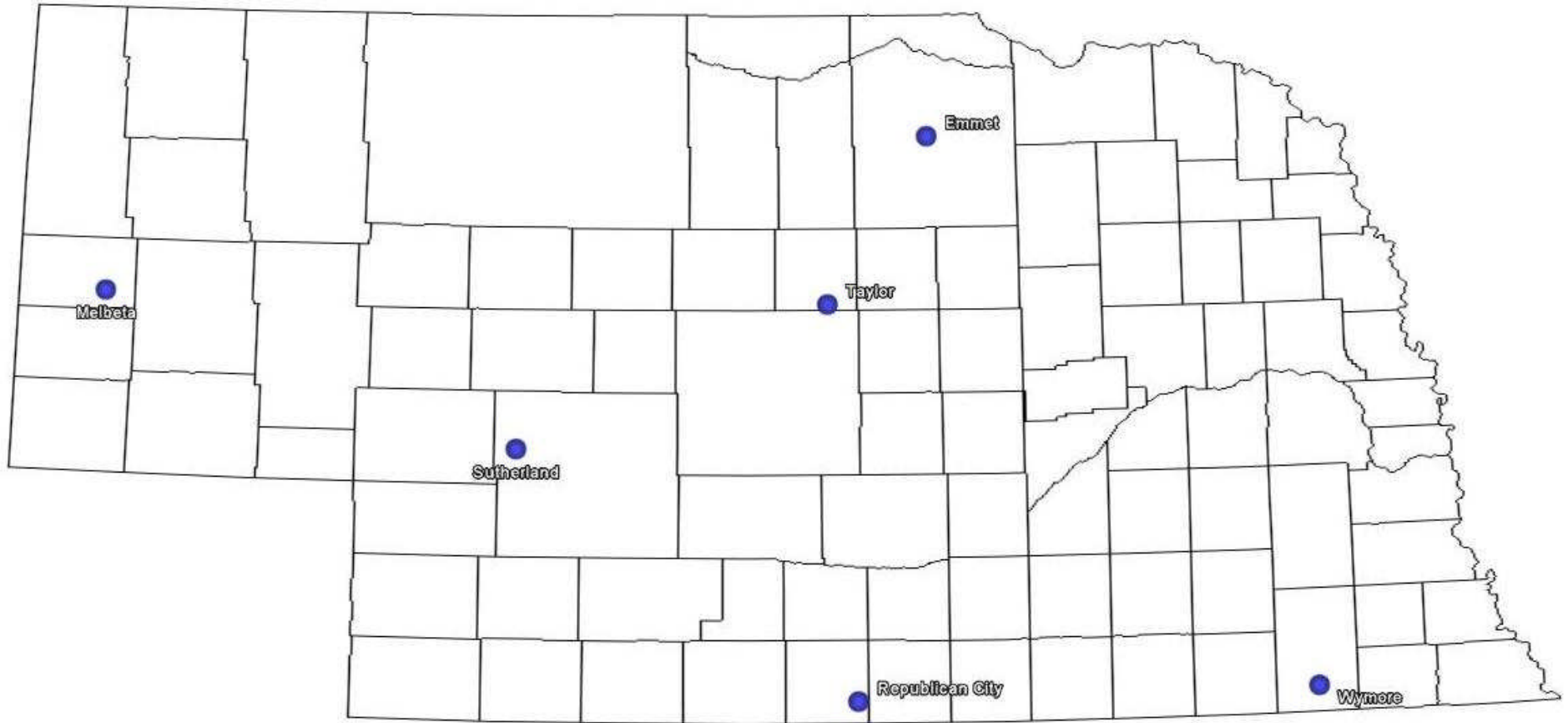


**Nebraska Department of Economic Development
Community Development Block Grant Program
2007 Awards Water / Wastewater Category**

Project Number	Applicant	Project Activities	Amount Awarded
07WW001	Village of Melbeta	Wastewater Improvements	\$250,000
07WW002	Village of Taylor	Wastewater Improvements	\$250,000
07WW005	Village of Republican City	Water System Improvements	\$250,000
07WW006	City of Wymore	Wastewater Improvements	\$250,000
07WW007	Village of Emmet	Wastewater Improvements	\$70,172
07WW008	Village of Sutherland	Water System Improvements	\$250,000
		TOTAL CDBG AWARDED	\$1,320,172

2007 Water / Wastewater Awards

Nebraska Department of Economic Development
Community Development Block Grant Program

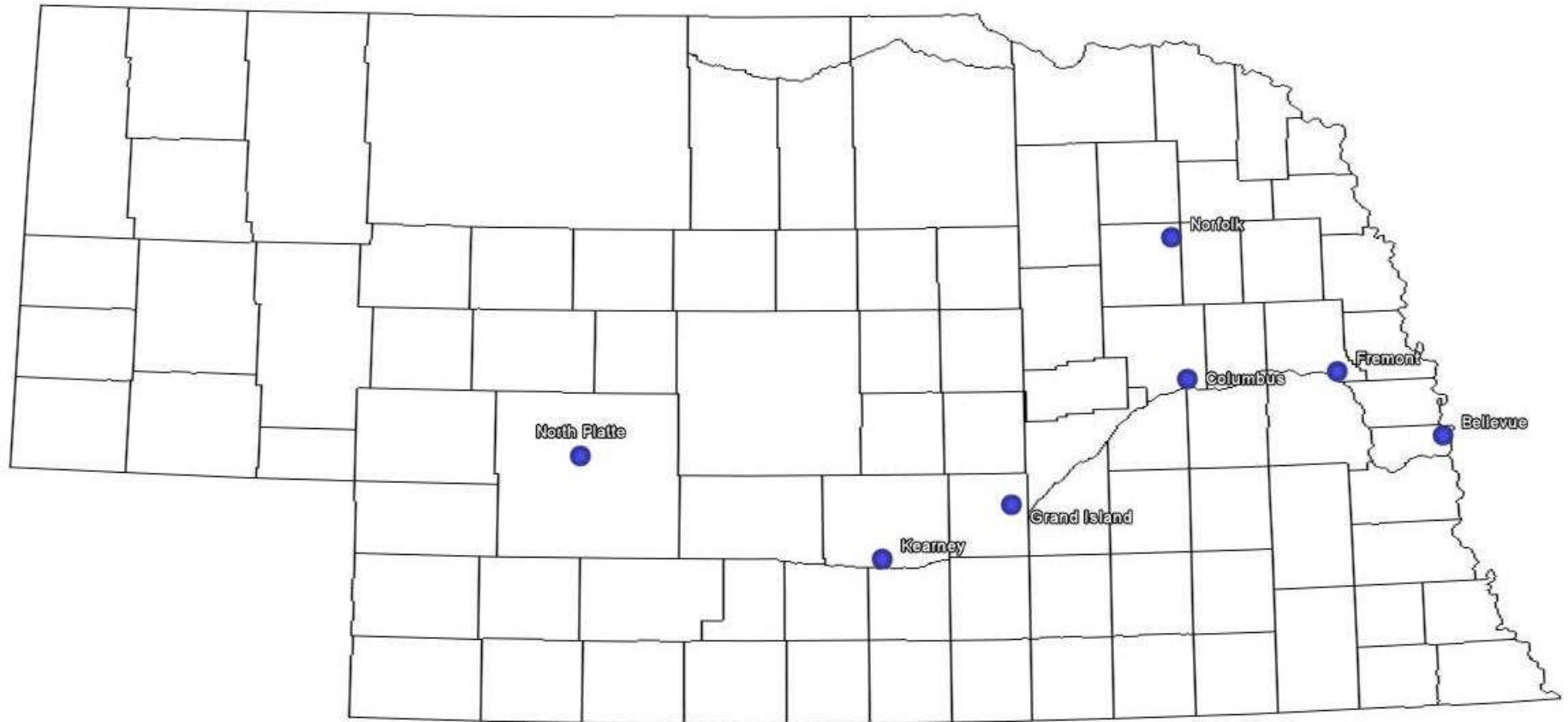


**Nebraska Department of Economic Development
Community Development Block Grant Program
2007 Awards Comprehensive Revitalization Category**

Project Number	Applicant	Project Activities	Amount Awarded
07CR001	City of North Platte	Street Improvements	\$151,755
07CR002	City of Grand Island	Housing Rehabilitation	\$261,010
07CR003	City of Fremont	Housing Activities	\$142,900
07CR004	City of Kearney	Street Improvements	\$153,501
07CR005	City of Bellevue	Infrastructure Improvements	\$247,063
07CR006	City of Columbus	Housing Activities	\$121,967
07CR007	City of Norfolk	Housing Activities	\$145,166
		TOTAL CDBG AWARDED	\$1,223,362

2007 Community Revitalization Awards

Nebraska Department of Economic Development
Community Development Block Grant Program



Section Four:

Economic Development

*Develop economic opportunities by keeping
Nebraska's industries, people and places competitive.*

Strategies, Objectives & Measurements

The Outcome Statement related to the Economic Development Priority for Job Creation and Retention Activities is:

The State of Nebraska will improve availability/accessibility for the purpose of providing creating economic opportunity through investments in economic development projects for job creation and retention activities.

The 2007 Outcome Indicators for Job Creation and Retention Activities include:

- 600 jobs will be created or retained.
 - **99 jobs were created or retained.**
- Of those 600 jobs created or retained, a minimum of 51% of the jobs will be designated for LMI persons.
 - **55 of the 99 jobs created or retained (55.5%) were designated for LMI persons**

The Outcome Statement related to the Economic Development Priority for Business Assisted Activities is:

The State of Nebraska will improve availability/accessibility for the purpose of providing creating economic opportunity through investments in economic development projects by assisting businesses for the purpose of job creation/retention.

The 2007 Outcome Indicators for Business Assisted Activities include:

- 10 businesses will receive grant or loan assistance through federal funding.
 - **Five businesses received grant or loan assistance through federal funding.**
- Assistance will be provided to 700 micro-enterprises and other smaller entrepreneurial enterprises per year.
 - **1,226 micro-enterprises and other smaller entrepreneurial enterprises were provided assistance in 2007.**

The Two five-year strategies developed to meet this priority are:

- **Strategy One:** Promote, through investment of CDBG funds (and available Nebraska incentive funds and credits), the retention and expansion of existing businesses in Nebraska, and the startup of new businesses in Nebraska, and the immigration of out-of-state businesses relocating or expanding into Nebraska.
- **Strategy Two:** Provide entrepreneurial assistance to microenterprises and other small entrepreneurial enterprises in Nebraska, through investment of CDBG funds.

The two economic development strategies listed above each have objectives and measurements that were planned by the state for the 2007 program year. The objectives and performance measurements that were planned for the two economic development strategies are listed below along with a progress report detailing the headway made under each performance measurement during the 2007 program year. The following rating system is used to evaluate the measurements that were accomplished during the program year:

- A → Activity Exceeded Measurement
- P → Performance Satisfied Measurement
- R → Reasonable Progress Made
- N → No Progress Made

■ Strategy One

Promote, through investment of CDBG funds (and available Nebraska incentive funds and credits), the retention and expansion of existing businesses in Nebraska, and the startup of new businesses in Nebraska, and the immigration of out of state businesses relocating or expanding into Nebraska.

Objective #1: Utilizing a non-subjective, criteria-based application/selection process to fund quality projects for eligible businesses through the use of CDBG:

- loans to businesses for a variety of business purposes.
- public facilities (infrastructure) grants to applicant communities, where a business agrees to locate or expand premised on the infrastructure improvements.
- job training grants to businesses.
- loans or conditional grants for development of so-called "spec buildings" and "spec industrial parks".
- short term interim financing.

Performance Measurement:

- The investment of approximately \$6 million in CDBG funds in business development projects.
- Leveraging \$100 million of investments in such projects by other sources.
- The creation or retention of 600 jobs, of whom a minimum of 51% will be low-to-moderate income individuals.

R ***Progress Report:** During the 2007 program year, from July 1, 2007 to June 30, 2008, \$2,162,000 CDBG funds were invested in business development projects. This leveraged \$25,700,460 of investments in such projects by other sources. 99 jobs were created and 55 of these jobs benefited low-to-moderate-income persons.*

Objective #2: Provide for investments in effective and affordable tourist attractions (for profit or nonprofit, public or private) in quality communities that will result in visitor spending, generate jobs, and promote long-term economic development.

Performance Measurement

- The investment of approximately \$150,000 in CDBG funds in tourism development projects.
- Leveraging \$75,000 million of investments in such projects by other sources.
- The creation or retention of 4 jobs, of whom a minimum of 51% will be low to moderate income individuals.

N ***Progress Report:** During the 2007 program year, from July 1, 2007 to June 30, 2008, \$0 CDBG funds were invested in tourism development projects. (Note: Only one tourism application was received in 2007 and it was inadequate as*

submitted. The Department changed to an open cycle for application submittal to encourage the submission of additional applications.)

■ **Strategy Two**

Provide entrepreneurial assistance to microenterprises and other small entrepreneurial enterprises in Nebraska, through investment of CDBG funds.

Objective #1: The investment of CDBG funds provided to intermediary service/assistance providers—utilizing such intermediaries to provide the following to microenterprises and other small entrepreneurial enterprises in Nebraska:

- business plan development assistance
- entrepreneurial management training
- accounting and finance training and assistance
- sales and marketing training and assistance
- business incubators
- loans

Performance Measurement:

- Provide entrepreneurial assistance to 700 microenterprises and other such smaller, entrepreneurial enterprises in Nebraska.

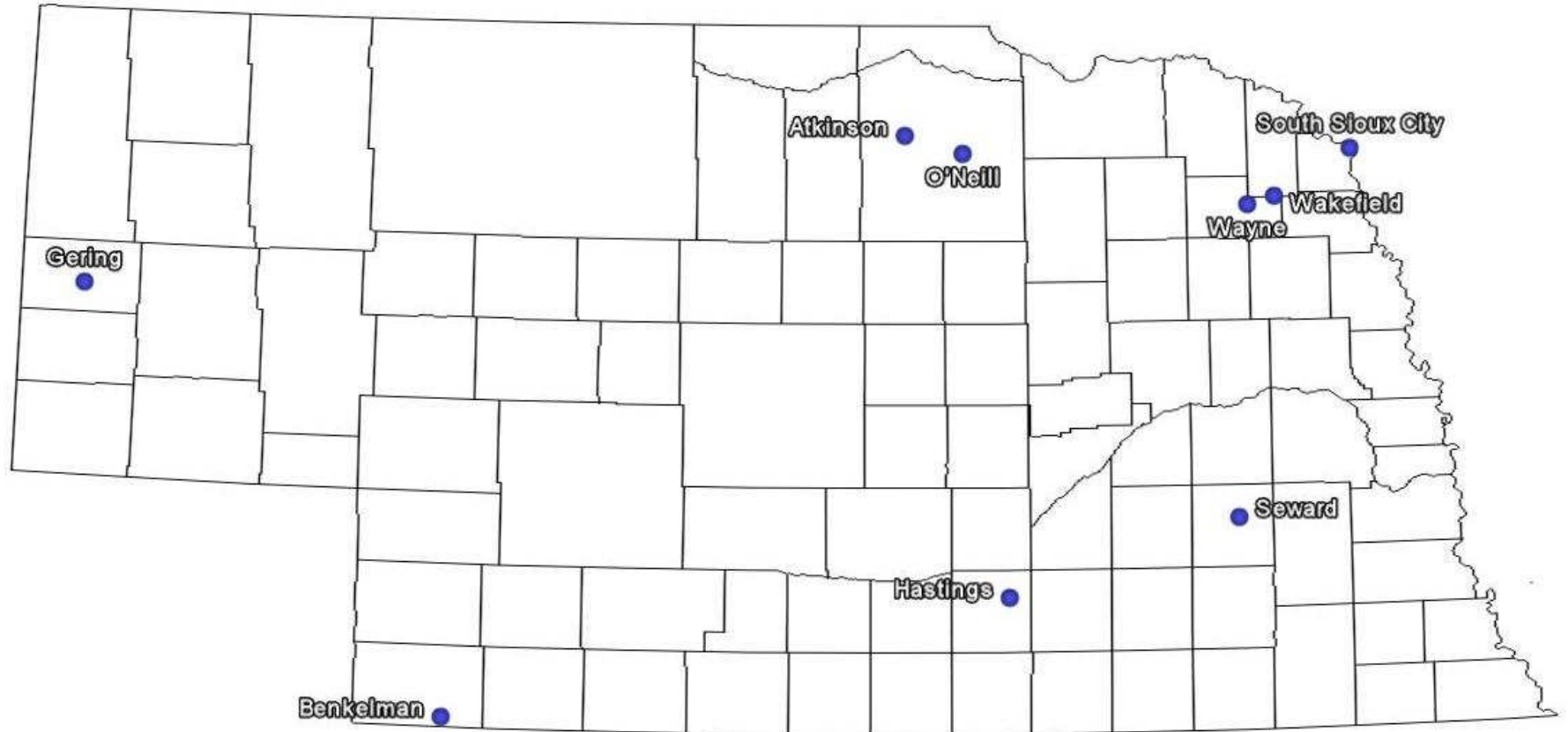
A ***Progress Report:** During the 2007 program year, from July 1, 2007 to June 30, 2008, entrepreneurial assistance was provided to 1,226 microenterprises and other smaller entrepreneurial enterprises in Nebraska. 74.1 percent of those assisted were LMI. An additional \$474,691 was loaned through REAP, leveraging an additional \$1,127,250 in loans creating or retaining 353 additional jobs.*

**Nebraska Department of Economic Development
Community Development Block Grant Program
2007 Awards Economic Development Category**

Project Number	Applicant	Benefitting Business	Amount Awarded
07ED001	City of Gering	REAP	\$105,000
07ED002	City of Seward	REAP	\$105,000
07ED003	City of O'Neill	REAP	\$105,000
07ED004	City of South Sioux City	Omega Industries	\$304,000
07ED005	City of Hastings	Speculative Building	\$255,000
07ED007	City of Wayne	Speculative Building	\$255,000
06ED011	City of South Sioux City	Beef Products, Inc.	\$404,000
06ED004	City of Atkinson	NEDAK Ethanol, LLC	\$355,000
07ED011	City of Benkelman	Valley Farms Industries	\$144,000
07ED012	City of Wakefield	Bonnie Plant Farm	\$130,000
		TOTAL CDBG AWARDED	\$2,162,000

2007 Economic Development Awards

Nebraska Department of Economic Development Community Development Block Grant Program



**Nebraska Department of Economic Development
Community Development Block Grant Program
2007 Awards Tourism Development Category**

*****No Awards were made in the Tourism Development Category in 2007*****

Section Five:
HOME PROGRAM REPORT

HOME Program Performance Report

Analysis of Consolidated Plan HOME Strategies

HOME funds were distributed according to the different categories identified on pages 3-1 to 3-6 of the State of Nebraska 2007 approved Consolidated Annual Action Plan.

Results of On-Site Inspections of Affordable Rental Housing

Sixteen (16) inspections of affordable rental housing projects were conducted during the 2007 program year. All projects met minimum property standards at the time of the visit.

The annual rent and income reporting revealed that Seventy-Three (73) rental projects met compliance with occupancy requirements. Department staff is working towards compliance with the other fourteen (14) rental projects. Additional training and on-site visits are planned.

Affirmative Marketing and Minority Outreach

We are continuing to pursue information and assistance in this area. DED Affordable Housing Program fund recipient program guidelines are reviewed to provide assistance on affirmative marketing strategies. All DED designated CHDOs are required to have an affirmative marketing plan.

The outreach effort for Minority, Women and Disabled Owned Business Enterprises (MBE/WBE/DBE) includes a requirement to solicit responses to Requests for Proposals and bids from such entities by state recipients as part of their procurement process. A state recipient must have an approved procurement process and monitoring is done by staff to insure that the recipient is following their approved process.

HOME Monitoring Visits Conducted July 1, 2007 - June 30, 2008

Grantee	Grant #	Type	Date of Monitoring Visit	# of HOME Assisted Units	Total Units (Rental Only)	Project Location	Monitoring Findings
Blue Valley Community Action	00-CH-001-02	Rental	9-17-2007	6 with 2 at or below 50%	15	York	1 Finding: Property Standards & Eligible Costs
Blue Valley Community Action	01-CH-001-03	Rental	8-29-2007	5 with 1 at or below 50%	8	Exeter	3 Findings – Project Requirement; Property Standards & Eligible Costs; Affirmative Marketing Plan 1 Concern – Rent, Occupancy and Ongoing Requirements
Blue Valley Community Action	96-CH-001-01	Rental	8-1-2007	4 all at or below 50%	8	Hebron	2 Findings - Project Requirements; Property Standards & Eligible Costs, 2 Concerns - Rent, Occupancy, & Ongoing Requirements, & Affirmative Marketing Owner Marketing
Blue Valley Community Action	96-CH-001-02	Rental	7-31-2007	4 all at or below 50%	8	Wymore	2 Findings – Project Requirements, Property Standards & Eligible Costs
Blue Valley Community Action	97-CH-001-02	Rental	8-1-2007	8 all at or below 50%	18	Beatrice & Fairbury	2 Findings – Project Requirements, Property Standards & Eligible Costs 1 Concern – Rent, Occupancy and Ongoing Requirements
Blue Valley Community Action	99-CH0001-02	Rental	8-6-2007	7, 2 at or below 50%	17	Beatrice	2 Findings – Property Standards; Affirmative Marketing Outreach 1 Concern – Project Requirements
Gothenburg	96-SR-081-01	Rental	10-5-2007	10, 2 at or below 50%	24	Gothenburg	Satisfactory
Gage County EDC	98-OE-077-01	Rental	9-7-2007	5	24	Beatrice	1 Finding - Property Standards & Eligible Costs 2 concerns – Property Standard & eligible costs; Rent Occupancy and Ongoing Requirements
Gothenburg HDC	98-OE078-01	Rental	10-5-2007	5	24	Gothenburg	Satisfactory

Grantee	Grant #	Type	Date of Monitoring Visit	# of HOME Assisted Units	Total Units (Rental Only)	Project Location	Monitoring Findings
Keith County HDC	05-OE-317	Rental	7-11-2007	4	16	Ogallala	1 Finding – Contractor Selection
Mid-NE Community Action	98-OE-006-03	Rental	9-24-2007	5 with 1 at or below 50%	5	Stratton	Satisfactory
St. Paul Housing Authority	95-OE-082-01	Rental	7-17-2007	6 with 2 at or below 50%	16	St. Paul	1 Concern - Property Standards & Eligible Costs
Superior Community Corporation Inc.	93-CH-002-01	Rental	9-12-2007	8 all at or below 50%	14	Superior	1 Concern – Rent, Occupancy and Ongoing Requirements
Syracuse HDC	99-OE-622-02	Rental	8-14-2007	5 with 2 at or below 50%	12	Syracuse	3 Findings – Project Requirements; Rent, Occupancy and Ongoing Requirements; Affirmative Marketing Owner Participation 2 Concerns - Property Standards & Eligible Costs; Rent, Occupancy and Ongoing Requirements
Milligan	94-OE-084-01	Rental	7-17-2007	2 at or below 50%	6	Milligan	2 Concerns - Property Standards & eligible Costs; Rent, Occupancy and Ongoing Requirements
Palmer	93-OE-082-01	Rental	7-12-2007	1 at or below 50%	6	Palmer	Satisfactory

HOME MATCH LOG
(October 1, 2007 - September 30, 2008)

1. Project Number	2. Date of Contribution	3. Cash (Non-Federal Sources)	4. Forgone, Taxes, Fees, Charges	5. Appraised Land/Real Property	6. Required Infrastructure	7. Site Preparation, Construction Materials, Donated Labor	8. Bond Financing	9. Total Match
530-01-4288	12/11/2007	\$1,350.00						\$1,350.00
544-1-4090	12/12/2007	\$240,000.00						\$240,000.00
05-TFHP-109J	11/13/2007	\$3,200.00						\$3,200.00
520-18-4552	11/16/2007	\$2,154.00						\$2,154.00
520-19-4560	11/16/2007	\$263.00						\$263.00
05-TFHP-109K	11/26/2007	\$3,200.00						\$3,200.00
531-7-4597	12/5/2007	\$76,995.00						\$76,995.00
07-TFHP-1014A	12/21/2007	\$9,230.00						\$9,230.00
531-22-4309	1/14/2008	\$98,500.00						\$98,500.00
06-TFHO-409A	1/11/2008	\$11,500.00						\$11,500.00
06-TFHO-409B	1/11/2008	\$4,100.00						\$4,100.00
544-1-3947	1/14/2008	\$180,000.00						\$180,000.00
520-20-4598	1/14/2008	\$3,200.00						\$3,200.00
07-TFHP-1025A	1/7/2008	\$1,472.00						\$1,472.00
07-TFHP-1025B	1/7/2008	\$2,048.00						\$2,048.00
05-TFHP-611B	1/23/2008	\$2,040.00						\$2,040.00
05-TFHP-109L	1/17/2008	\$3,200.00						\$3,200.00
05-TFHP-611C	1/18/2008	\$3,992.50						\$3,992.50
520-3-4599	5/15/2008	\$72,234.00						\$72,234.00
520-4-4600	5/15/2008	\$32,485.00						\$32,485.00
520-6-4629	5/15/2008	\$36,160.00						\$36,160.00
07-TFHP-1014B	5/15/2008	\$10,000.00						\$10,000.00
09-TFHP-1025	5/15/2008	\$3,500.00						\$4,500.00
010-TFHP-1025	5/15/2008	\$3,000.00						\$4,000.00
530-7-4311	5/15/2008	\$21,613.00						\$21,613.00
530-1-4686	5/15/2008	\$7,711.00						\$7,711.00
531-9-4702	5/15/2008	\$60,364.00						\$60,364.00
05-TFHO-160A	5/15/2008	\$18,026.00						\$18,026.00
05-TFHO-160B	5/15/2008	\$11,800.00						\$11,800.00
05-TFHO-160C	5/15/2008	\$17,900.00						\$17,900.00

HOME MATCH LOG (October 1, 2007 - September 30, 2008)

1. Project Number	2. Date of Contribution	3. Cash (Non-Federal Sources)	4. Forgone, Taxes, Fees, Charges	5. Appraised Land/Real Property	6. Required Infrastructure	7. Site Preparation, Construction Materials, Donated Labor	8. Bond Financing	9. Total Match
520-5-4616	5/15/2008	\$71,850.00						\$71,850.00
05-TFHO-553L	5/27/2008	\$24,602.85						\$2,460,285.00
530-9-4631	5/30/2008	\$15,731.00						\$18,973.00
542-3-4189	5/30/2008	\$124,757.00						\$124,757.00
530-1-3301	5/30/2008	\$21,268.69						\$21,268.69
07-TFHP-1014C	6/2/2008	\$8,000.00						\$8,000.00
05-TFHP-109A	6/2/2008	\$3,200.00						\$3,200.00
05-TFHP-109B	6/2/2008	\$3,200.00						\$3,200.00
05-TFHP-109C	6/2/2008	\$2,207.00						\$2,207.00
520-8-4345	6/2/2008	\$62,372.00						\$85,760.00
520-9-4615	6/2/2008	\$21,936.00						\$47,936.00
012-TFHP-1025	6/16/2008	\$1,800.00						\$1,800.00
013-TFHP-1025	6/16/2008	\$980.00						\$ 980.00
015-TFHP-1025	6/16/2008	\$825.00						\$825.00
011-TFHP-1025	6/16/2008	\$3,500.00						\$3,500.00
531-15-4488	6/16/2008	\$290,829.00						\$290,829.00
531-17-4490	6/16/2008	\$169,918.00						\$169,918.00
531-19-4662	6/16/2008	\$183,911.00						\$183,911.00
531-20-4663	6/16/2008	\$161,173.00						\$161,173.00
531-21-4664	6/16/2008	\$138,027.00						\$138,027.00
531-22-4665	6/16/2008	\$171,424.00						\$171,424.00
531-23-4666	6/16/2008	\$177,736.00						\$177,736.00
531-24-4667	6/16/2008	\$172,545.00						\$172,545.00
531-25-4668	6/16/2008	\$165,319.00						\$165,319.00
531-26-4669	6/16/2008	\$183,083.00						\$183,083.00
24-4674	6/18/2008	\$23,249.00						\$23,249.00
18-4621	6/18/2008	\$24,387.00						\$24,387.00
16-4619	6/18/2008	\$28,186.00						\$28,186.00
15-4585	6/18/2008	\$28,114.00						\$28,114.00
14-4583	6/18/2008	\$28,306.00						\$28,306.00

HOME MATCH LOG (October 1, 2007 - September 30, 2008)

1. Project Number	2. Date of Contribution	3. Cash (Non-Federal Sources)	4. Forgone, Taxes, Fees, Charges	5. Appraised Land/Real Property	6. Required Infrastructure	7. Site Preparation, Construction Materials, Donated Labor	8. Bond Financing	9. Total Match
012-4319	6/18/2008	\$28,276.00						\$28,276.00
531-5-4625	6/18/2008	\$185,659.00						\$185,659.00
05-TFHP-215A	6/18/2008	\$2,800.00						\$2,800.00
05-TFHP-215B	6/18/2008	\$11,000.00						\$11,000.00
05-TFHP-215D	6/18/2008	\$42,426.75						\$42,426.75
05-TFHP-215C	6/19/2008	\$5,500.00						\$5,500.00
05-TFHP-215E	6/19/2008	\$5,180.62						\$5,180.62
531-29-4683	7/7/2008	\$102,500.00						\$102,500.00
531-30-4684	7/7/2008	\$138,500.00						\$138,500.00
07-TFHP-1014D	7/7/2008	\$20,000.00						\$20,000.00
07-TFHP-1093	7/7/2008	\$3,600.00						\$3,600.00

Section Six:

**Nebraska Homeless Assistance Program
Overview – Emergency Shelter Grant Program
and Nebraska Homeless Shelter Assistance Trust
Fund**

A. Nebraska Homeless Assistance Program – State Objective

The objective of the 2007 Nebraska Homeless Assistance Program (NHAP) was to assist in the immediate alleviation of homelessness of Nebraska citizens using the Department of Housing and Urban Development's (HUD) Emergency Shelter Grant Program (ESGP) funds and the Nebraska Homeless Assistance Trust Fund (HSATF). The state provided the required ESG match with state HSATF funds. The ESG funds provided approximately 23 percent of the NHAP funding; the HSATF provided approximately 77 percent.

The State strongly supports a collaborative approach to addressing the needs of people who are homeless through a "Continuum of Care" process, which was initiated by the U.S. Department of Housing and Urban Development (HUD) in 1994. The process promotes a coordinated, strategic planning approach for programs that assist families and individuals who are homeless and near homeless. This approach is an effective community and regional-based process that provides a comprehensive and coordinated housing and service delivery system. NHAP-funded agencies are required to be active participants in their local and regional continuums of care. All regional continuums have representatives on the Nebraska Commission on Housing and Homelessness (NCHH) Continuum of Care Committee, which is the advisory committee for the NHAP.

On September 26, 2007, the NHAP sponsored a strategic planning workshop. The purpose of the facilitated workshop was to bring members from each regional continuum of care to Lincoln to help them link regional strategic plans to the state's 10-year plan on ending chronic homelessness. Additionally, the planning session provided an opportunity for the regional representatives to discuss local and regional gaps in services, emergency shelter and transitional housing with representatives from the state. One identified gap in services was the need for a mental health screening instrument. Many who frequent emergency shelters experience mental health issues. Shelter staff members are generally not qualified to do a comprehensive mental health assessment. A screening instrument and staff training in its use would assist staff in referring individuals to appropriate shelter, housing, and/or services.

B. How and What Projects are Assisted

The Nebraska Department of Health and Human Services System (DHHS), through the Division of Children and Family Services, awarded funds to eligible nonprofit agencies that provided emergency shelter, transitional housing and supportive services to people who were homeless and at-risk of becoming homeless. The funds were allocated according to a formula that ensures an equitable distribution of funds throughout the state. The formula, developed with input from the advisory committee, is based on a \$50,000 base, with the remaining allocation divided equally between population, poverty, and pro rata figures for each region. The formula is recalculated each grant year. Regional allocations are adjusted accordingly. The NHAP has seven regional continua of care that cover all counties in Nebraska. The regions are shown in Table I.

TABLE I.

Region #	Region Name	Counties Represented
1	Panhandle	Sioux, Dawes, Sheridan, Box Butte, Scotts Bluff, Morrill, Garden, Banner, Kimball, Cheyenne, Deuel
2	North Central	Cherry, Keya Paha, Boyd, Brown, Rock, Holt, Blaine, Loup, Garfield, Wheeler, Boone, Platte, Colfax, Custer, Valley, Greeley, Sherman, Howard, Nance, Hall, Merrick, Hamilton
3	Southwest	Grant, Hooker, Thomas, Arthur, McPherson, Logan, Keith, Lincoln, Perkins, Dawson, Buffalo, Chase, Hayes, Frontier, Gosper, Phelps, Kearney, Dundy, Hitchcock, Redwillow, Furnas, Harlan, Franklin
4	Southeast	Polk, Butler, Saunders, Sarpy, York, Seward, Lancaster [Lincoln excluded], Cass, Otoe, Fillmore, Saline, Adams, Clay, Webster, Nuckolls, Thayer, Jefferson, Gage, Johnson, Nemaha, Pawnee, Richardson
5	Northeast	Northeast: Knox, Cedar, Dixon, Dakota, Antelope, Pierce, Wayne, Thurston, Madison, Stanton, Cuming, Burt, Dodge, Washington, Douglas [Omaha excluded])
6	Lincoln	Lincoln
7	Omaha	Omaha

Note: Map of Nebraska Homeless Assistance Program Regional Continuums of Care at end of section.

C. Distribution of Funds

The Nebraska Homeless Assistance Program (NHAP) distributes funds through a competitive grant process every other year. If performance measures are met, agencies receive a second year of renewal funding. In 2007, a request for renewal applications (RFA) was mailed to each agency funded the prior year. The documents also were available to applicants on the DHHS/NHAP Web site <http://www.dhhs.ne.gov/fia/nhap/nhapindex.htm>.

During the July 1, 2007 - June 30, 2008 grant year, 66 programs of grantees statewide provided continuum of care services to people who were homeless and near homeless. Table II shows distribution of funds for the 2007 grant cycle.

TABLE II.

Nebraska Homeless Assistance Program 2007 Awards (ESGP & HSATF)				
Grant #	Applicant Name	2007 ESGP Awards	2007 HSATF Awards	2007 NHAP Awards (TOTAL)
07-NHAP-101	Scotts Bluff County Domestic Violence Task Force -- Scottsbluff	\$5,567.00	\$13,773.00	\$19,340.00
07-NHAP-102	Family Rescue Shelter dba Family Rescue Services -- Chadron	\$15,298.00	\$37,815.00	\$53,113.00
07-NHAP-103	NWNCAC -- Chadron	\$6,244.00	\$15,497.00	\$21,741.00
07-NHAP-104	Panhandle Community Services -- Gering	\$20,657.00	\$51,235.00	\$71,892.00
07-NHAP-105	Monument Family Services	\$4,267.00	\$10,556.00	\$14,823.00
Region 1	TOTAL	\$52,033.00	\$128,876.00	\$180,909.00

Grant #	Applicant Name	2007 ESGP Awards	2007 HSATF Awards	2007 NHAP Awards (TOTAL)
07-NHAP-201	Center for Sexual Assault and Domestic Violence Survivors -- Columbus	\$5,448.00	\$13,494.00	\$18,942.00
07-NHAP-202	Bright Horizons: Resources for Survivors -- Norfolk	\$6,521.00	\$16,151.00	\$22,672.00
07-NHAP-203	Crisis Center, Inc. -- Grand Island	\$7,842.00	\$19,422.00	\$27,264.00
07-NHAP-204	NWNCAC -- Chadron	\$732.00	\$1,814.00	\$2,546.00
07-NHAP-205	Central Nebraska Community Services, Inc. -- Loup City	\$39,214.00	\$97,126.00	\$136,340.00
07-NHAP-206	Hope Harbor. -- Grand Island	\$17,224.00	\$42,661.00	\$59,885.00
07-NHAP-207	Cedars Youth Services -- Broken Bow	\$5,220.00	\$12,930.00	\$18,150.00
Region 2	TOTAL	\$82,201.00	\$203,598.00	\$285,799

Grant #	Applicant Name	2007 ESGP Awards	2007 HSATF Awards	2007 NHAP Awards (TOTAL)
07-NHAP-301	Residential Assistance to Families in Transition (R.A.F.T.) -- Kearney	\$5,628.00	\$13,938.00	\$19,566.00
07-NHAP-302	Sandhills Crisis Intervention Program	\$5,390.00	\$13,353.00	\$18,743.00
07-NHAP-303	Dawson County Parent Child Protective Services, Inc.	\$8,395.00	\$20,792.00	\$29,187.00
07-NHAP-304	Rape/Domestic Abuse Program of North Platte	\$12,320.00	\$30,514.00	\$42,834.00
07-NHAP-305	The Spouse/Sexual Abuse Family Education -- Kearney	\$6,130.00	\$15,182.00	\$21,312.00
07-NHAP-306	Domestic Abuse/Sexual Assault Services -- McCook	\$6,685.00	\$16,556.00	\$23,241.00
07-NHAP-307	Lincoln County Community Services, Inc. -- North Platte	\$14,880.00	\$36,855.00	\$51,735.00
07-NHAP-308	NAF Multicultural Human Development Corporation -- North Platte - (Statewide funding)	0	\$11,000.00	\$11,000.00
07-NHAP-309	Mid-Nebraska Community Action, Inc -- Kearney	\$13,141.00	\$32,550.00	\$45,691.00
07-NHAP-310	Community Service Center, Inc. -- Lexington	\$5,423.00	\$13,431.00	\$18,854.00
Region 3	TOTAL	\$77,992.00	\$204,171.00	\$282,163.00

Grant #	Applicant Name	2007 ESGP Awards	2007 HSATF Awards	2007 NHAP Awards (TOTAL)
07-NHAP-401	Lincoln Action Program, Inc -- Saunders County	\$4,813.00	\$11,922.00	\$16,735.00
07-NHAP-402	Crossroads Center -- Hastings	\$22,078.00	\$54,680.00	\$76,758.00
07-NHAP-403	Spouse Abuse/Sexual Assault Crisis Center -- Hastings	\$5,202.00	\$12,886.00	\$18,088.00
07-NHAP-404	Catholic Social Services - Hastings	\$4,370.00	\$12,322.00	\$16,692.00
07-NHAP-405	Family Service - Bellevue	\$16,268.00	\$40,294.00	\$56,562.00
07-NHAP-406	Project Response, Inc. -- Auburn	\$14,483.00	\$35,873.00	\$50,356.00
07-NHAP-407	Blue Valley Community Action, Inc. -- Fairbury	\$44,335.00	\$109,809.00	\$154,144.00
07-NHAP-408	Mid-Nebraska Community Action, Inc -- Kearney	\$7,364.00	\$18,240.00	\$25,604.00
07-NHAP-409	Southeast Nebraska Community Action -- Humboldt	\$15,040.00	\$37,248.00	\$52,288.00
07-NHAP-410	Genesis Personal Development Center, Inc. -- David City	\$5,546.00	\$13,738.00	\$19,284.00
Region 4	TOTAL	\$139,499.00	\$347,012.00	\$486,511.00

Grant #	Applicant Name	2007 ESGP Awards	2007 HSATF Awards	2007 NHAP Awards (TOTAL)
07-NHAP-501	Care Corps Inc -- Fremont	\$36,067.00	\$89,786.00	\$125,397.00
07-NHAP-502	Crisis Center for Domestic Abuse Sexual Assault -- Fremont	\$12,744.00	\$31,566.00	\$44,310.00
07-NHAP-503	Bright Horizons: Resources for Survivors -- Norfolk	\$15,084.00	\$37,360.00	\$52,444.00
06-NAHP-504	Goldenrod Hills Community Services, Inc. -- Wisner	\$29,793.00	\$73,792.00	\$103,585.00
07-NHAP-505	Haven House Family Service Center -- Wayne	\$14,707.00	\$36,426.00	\$51,133.00
Region 5	TOTAL	\$108,395.00	\$268,474.00	\$376,869.00

Grant #	Applicant Name	2007 ESGP Awards	2007 HSATF Awards	2007 NHAP Awards (TOTAL)
07-NHAP-601	Cedars Youth Services -- Lincoln	\$11,283.00	\$22,648.00	\$33,931.00
07-NHAP-602	Lutheran Family Services – Bridge Program	\$6,919.00	\$13,889.00	\$20,808.00
07-NHAP-603	Fresh Start -- Lincoln	\$25,099.00	\$50,382.00	\$75,481.00
07-NHAP-604	Friendship Home -- Lincoln	\$20,816.00	\$41,784.00	\$62,600.00
07-NHAP-605	Houses of Hope -- Lincoln	\$6,919.00	\$13,888.00	\$20,807.00
07-NHAP-606	Lincoln Action Program, Inc -- Lincoln	\$25,488.00	\$51,164.00	\$76,652.00
07-NHAP-607	People's City Mission -- Lincoln	\$15,733.00	\$31,580.00	\$47,313.00
07-NHAP-608	Matt Talbot Kitchen	\$15,829.00	\$31,774.00	\$47,603.00
07-NHAP-609	Ne Legal Services	\$3,450.00	\$6,926.00	\$10,376.00
Region 6	TOTAL	\$131,536.00	\$264,035.00	\$395,571.00

Grant #	Applicant Name	2007 ESGP Awards	2007 HSATF Awards	2007 NHAP Awards (TOTAL)
07-HSATF-702	Sienna/Francis Rec. Prgm.	-	\$39,593.00	\$39,593.00
07-HSATF-703	Cath. Charities-The Women's Shelter -- Omaha	-	\$36,000.00	\$36,000.00
07-HSATF-704	CC-Juan Diego Ctr	-	\$12,000.00	\$12,000.00
07-HSATF-705	CC-Campus for Hope	-	\$25,000.00	\$25,000.00
07-HSATF-706	Sal. Army-37 th St. RR Prg.	-	\$42,700.00	\$42,700.00
07-HSATF-707	Sal. Army-Scattered-Site	-	\$23,500.00	\$23,500.00
07-HSATF-708	Sal. Army - TRP	-	\$39,100.00	\$39,100.00
07-HSATF-709	Sal. Army-Material Assistance	-	\$23,500.00	\$23,500.00
07-HSATF-710	Sal. Army-Harrington Homes -- Omaha	-	\$23,500.00	\$23,500.00
07-HSATF-715	Stephen Center – HERO Program	-	\$46,550.00	\$46,550.00
07-HSATF-716	Open Door Mission - Help the Homeless	-	\$2,550.00	\$2,550.00
07-HSATF-717	Family Housing Adv. Serv.	-	\$37,000.00	\$37,000.00
07-HSATF-718	Community Alliance	-	\$48,500.00	\$48,500.00
07-HSATF-720	HOPE Medical Outreach	-	\$34,700.00	\$34,700.00
07-HSATF-721	Charles Drew Health Center	-	\$17,100.00	\$17,100.00
07-HSATF-721	Visiting Nurse Association	-	\$46,500.00	\$46,500.00
07-HSATF-724	YWCA	-	\$22,500.00	\$22,500.00
07-HSATF-725	Williams Prepared Place	-	\$17,700.00	\$17,700.00
07-HSATF-726	McAuley Center (St. Vincent House)	-	\$2,550.00	\$2,550.00
07-HSATF-727	NE Legal Services	-	\$43,500.00	\$43,500.00
Region 7	Total	City of Omaha*	\$584,043.00	\$584,043.00
	Total NHAP Grant Awards	\$591,656.00	\$2,000,209.00	\$2,591,865

*ESG is awarded directly to the City of Omaha for distribution.

D. Outcomes

The Outcome Statement related to the Homeless Services Priority for Homeless Services and Prevention Activities is:

The State of Nebraska will improve accessibility for the purpose of creating suitable living environments to insure appropriate emergency shelter and/or transitional housing and services for people who are homeless or at imminent risk of becoming homeless.

The 2007-08 Outcome Indicators for Homeless Services Priority for Homeless Services and Prevention Activities included:

- Overnight shelter will be provided to 19,000 homeless persons.
 - **Overnight shelter was provided to 20,781 homeless persons.**

- 19 beds will be created in overnight shelter or other emergency housing.
 - **0 beds were created in overnight shelter or other emergency housing. 95 beds were created the previous year with the NHAP Special Project Grants.**

- 17,900 households will receive emergency financial assistance for the purpose of preventing homelessness.
 - **43,634 individuals received emergency financial assistance for the purpose of preventing homelessness. [Individuals are listed vs. households because NMIS and Bowman/ServicePoint are working on resolving issues related to the household data reports.]**

- 102 households will receive emergency legal assistance to prevent homelessness.
 - **91 households received emergency legal assistance to prevent homelessness. An additional 199 homeless individuals received legal assistance, which can help overcome barriers to becoming housed and/or employed.**

E. Strategies & Objectives

Strategy 1: Provide needed services and appropriate shelter and/or housing to people who are homeless and/or at imminent risk of becoming homeless.		
Objective #1: Maintain efforts to prevent individuals and families from becoming homeless by:	<u>Performance Measurements</u>	<u>Progress Report</u>
<ul style="list-style-type: none"> Providing assistance to households at imminent risk of becoming homeless by eviction for non-payment of rent or utilities. [Focus is on prevention – keeping people housed and having effective discharge planning in place in all public institutions.] 	<p>Approximately \$650,000 will be allocated for near homeless; an estimated 42,000 persons at imminent risk of becoming homeless will be served with homeless prevention dollars.</p>	<p>A total of \$677,297 was allocated to prevent homelessness (\$126,085 ESG and \$551,212 HSATF). 43,634 persons remained housed (\$15.52/person). This was an increase of 3.4% in prevention dollars to assist 35.8% more near homeless. \$15.52 per person was spent to keep him/her housed. This dollar per person amount is a 23.9% decrease from the prior year.</p>
<ul style="list-style-type: none"> Working with local agencies to provide case management support that addresses the long-term, root causes of the near-homeless status and supports self-sufficiency. 	<p>Approximately \$2,800,000 will be allocated to serve homeless and near homeless; an estimated 81,000 persons who are homeless and near homeless will be served.</p> <p>Analysis of data submitted regarding shelter, housing, and services provided.</p>	<p>A total of \$2,591,865 was allocated (\$591,656 ESG; \$2,000,209 HSATF). This total includes Regions 1-6 only; last year's amount included Omaha's ESG aid award. A total of 64,415 persons assisted (20,781 individuals who were homeless; 43,634 individuals who were at imminent risk of homelessness). An average of \$40.24 per person was spent. The average per person amount decreased 13.1% from last year. [Total and average does not include Omaha ESG data.]</p>
<ul style="list-style-type: none"> Continuing to address underlying issues, such as unmet physical, social, and economic needs that result in higher emergency and transitional housing needs. 	<p>Qualitative data assessment of reasons why individuals and families access emergency shelters and transitional housing.</p>	<p>HMIS data continue to reveal that drug and/or alcohol abuse and mental health issues are the top contributors to homelessness.</p> <p>For the 2007-08 grant year, ServicePoint grantees reported that alcohol abuse, drug abuse, dual diagnosis and mental health problems accounted for 74.3% of the reasons that people who were homeless were seeking assistance. Those reasons accounted for 7.7% of the near homeless seeking assistance. Percents varied greatly by region. Domestic violence agencies did not have that data available for the 2007-08 grant year.</p>

Objective #2: Provide support for emergency shelter and transitional housing as individuals and families move to permanent housing or permanent supportive housing.	<u>Performance Measurements</u>	<u>Progress Report</u>
<ul style="list-style-type: none"> Increase transitional housing options across the State. 	<p>The estimated 1,450 units of transitional housing units across the state will increase by a rate determined by the Ad Hoc Planning Team that is implementing the housing goals of the state plan on ending chronic homelessness. (Baseline established with Exhibit 1s.) State plan is in the process of being revised with strategies and action steps for the 2007-2008 grant cycle.</p>	<p>The Nebraska Homeless Assistance Program completed two years of Special Project grants for major and minor rehab of NHAP-funded emergency shelters and transitional housing. A total of \$800,000 was awarded to increase the quality and/or number of beds of existing or new emergency shelters and transitional housing. The NHAP office continues to work on a statewide survey to update the housing inventory survey of 2005. The Ad Hoc committee is working with regional continua of care to obtain regional inventory and need. The state plan on ending chronic homeless was revised and adopted September 2007 by the NE Commission on Housing & Homelessness. Committees are in the process of developing charters for each working group. Original and revised plan is available on the NHAP web site.</p>
<ul style="list-style-type: none"> Support Behavioral Health’s development of a “Housing First” approach to homelessness, with a focus on partnering to develop more supportive permanent housing through the Super NOFA and other funding opportunities. 	<p>Development of a Housing First policy for the state of NE for those with extremely low income who experience serious mental illness and may be disabled.</p>	<p>A housing first policy has not been formally adopted. However, individual continuums do have versions of housing first projects. Documentation of existing Housing First projects will occur in 2008-2009 per revised state plan on homelessness.</p>
<p>Objective #3: Address the needs of migrant farm workers through targeted initiatives.</p>	<p>\$11,000 HSATF allocated for this targeted initiative; numbers of migrant workers served.</p>	<p>NAF Multicultural group assisted 125 individuals and collaborated with other agencies in leveraging NAF’s award. (\$88.00/family)</p>

Strategy 2: <i>Support and facilitate an active and effective regional Continuum of Care planning and delivery system focusing on a comprehensive approach to housing and service delivery to people who are homeless and near-homeless.</i>		
Objectives:	<u>Performance Measurements</u>	<u>Progress Report</u>
<p>Objective #1: Support capacity building for Continuums of Care by providing:</p> <ul style="list-style-type: none"> (a) Technical assistance; (b) Video conferences; (c) Regional CoC Web site information; (d) Support NMIS with funding. 	<ul style="list-style-type: none"> (a) Increased capacity as a result of T.A. (b) Videoconferences hosted and facilitated & face-to-face meetings per open meeting laws. (c) Updated NHAP Web site. (d) Statewide data on homeless/near-homeless. 	<ul style="list-style-type: none"> (a) NHAP had a facilitated session for regional contiiums to align regional strategic planning with the state plan on ending chronic homelessness. (b) Quarterly continuum meetings were conducted via video conference, telephone conferencing and face-to-face meetings. (e) Department of Health & Human Services/NHAP web site: http://www.dhhs.ne.gov/fia/nhap/nhapindex.htm was updated July 1, 2008. (d) 2007-08 was the first year all grantees reported via ServicePoint or the DV HMIS.
<p>Objective #2: Support the statewide Nebraska Homeless Assistance Program advisory committee, which is the Nebraska Commission on Housing and Homelessness Continuum of Care Committee.</p>	<ul style="list-style-type: none"> (1) \$8,000 dollars used to support the planning activities of the NCHH Continuum of Care committee. (2) Year-End Report of Committee work. (3) Homeless conference coordinated with the NE Housing Dev. Assoc. to increase knowledge base and provide training on homelessness and near homelessness issues. Funded with additional HSATF dollars. 	<ul style="list-style-type: none"> (1) \$19,042 (not including program specialist) supported the planning activities of the NHAP Advisory Committee/State Continuum of Care, which included the housing/homeless conference. (2) Revised state plan on ending chronic homelessness. (3) The 2007 Housing and Homeless Conference provided training on discharge planning and intervention with people with mental health issues.
<p>Objective #3: Support the work of the Ad Hoc Committee of the Nebraska Commission on Housing and Homelessness to implement the plan to End Chronic Homelessness Through Increasing Access to Mainstream Services.</p>	<ul style="list-style-type: none"> (1) \$6,000 dollars used to support the planning activities of the Ad Hoc Committee. (2) Annual report on accomplishments of plan. 	<ul style="list-style-type: none"> (1) \$21,472 (not including program specialist) supported the Ad Hoc Committee. This included covering training costs for two in-state facilitators to conduct SOAR workshops (SSI/SSDI Outreach & Recovery). 230 individuals from across the state have participated in the SOAR training Amount also includes facilitator to assist with ending chronic homelessness work sessions. Additionally, the RentWise program is supported by NHAP as a tool for supportive housing programs. (2) The revised 10-year plan on ending chronic homelessness was adopted and implemented. Plan covers 2008-2009. The original plan and the revision are posted on the NHAP web site.

Strategy 3: <i>Compile data via monthly reporting and disseminate the information to the regions for their use in developing an effective planning and delivery system that focuses on a comprehensive approach to housing and service delivery to people who are homeless and near-homeless.</i>		
Objectives:	Performance Measurements	Progress Report
<p>Objective #1: Work toward full implementation of the statewide Nebraska Management Information System (NMIS) that will provide standardized, statistically accurate, and consistent information on the size and characteristics of Nebraska's homeless and near-homeless populations.</p>	<p>100 percent of ESG grantees implement Service Point with NMIS, with DV shelters providing unduplicated counts through regional CoCs so statewide unduplicated counts are accomplished.</p>	<p>All programs reported via ServicePoint or the DV HMIS at the beginning of the July 1, 2008 fiscal year. An MOU was signed with the Nebraska Domestic Violence Sexual Assault Coalition. NHAP office will continue to work with both groups to ensure compatibility of systems and consistency in reporting methods.</p>
<p>Objective #2: Continue to develop and improve methods of tracking homeless and near homeless subpopulations and needs met.</p> <p>[NMIS implementation of ServicePoint data collection statewide replaced manual data collection of currently funded agencies, excepting DV agencies, as of July 1, 2007.]</p>	<p>Reports of unduplicated clients served and services provided with homeless and near-homeless funding, providing a more comprehensive picture of people who are homeless and near homeless in NE. A more comprehensive count of persons who are chronically homeless also is anticipated.</p>	<p>The NE Management Information System Partnership and DV HMIS policies and procedures and on-going training of end users helped ensure data integrity.</p> <p>NHAP supported NMISP with a sole-source grant in the amount of \$100,000 for maintaining NMIS.</p>

F. Outcomes – HMIS Data

All NHAP- funded agencies are required to participate in a Homeless Management Information System. The 2007-2008 NHAP grant cycle was the first grant year that NHAP-funded agencies reported via the new systems. System administrators assist end users at funded agencies. The NHAP has a grant agreement with the Nebraska Management Information System (NMIS) and a Memorandum of Understanding with the Nebraska Domestic Violence Sexual Assault Coalition to obtain the required year-end data from both organizations.

There remain a few issues before counts will be totally unduplicated. Currently, counts are unduplicated within an agency. Counts also are unduplicated across a continuum of care. Counts are not unduplicated between agencies within a continuum. However, by comparing the unduplicated continuum report with the total of individual agency reports, a duplication rate can be approximated. For example, agency versus continuum data reveal there is approximately a 12 percent duplication between agencies in Lincoln. As agencies share data components, the duplication percent will decrease. However, because there are two HMIS systems, counts of persons who are homeless and near homeless will continue to be duplicated until a system of unduplication between the systems is adopted.

Another issue with the ServicePoint system is the ability, or lack thereof, to track household type. While the system administrators and Bowman (ServicePoint) are closer to a solution on this problem, the household type continues to be a best estimate based on two different tables available on ServicePoint. Conversely, the data on ethnicity and race is accurate. That data are considered the “gold standard” for other tables.

Because this is the first year that NHAP-funded agencies have reported on ServicePoint or the new domestic violence HMIS, it is difficult to make meaningful comparisons with last year data. The exception is Region 6: Lincoln. This is the second full year that Lincoln grantees have been reporting via ServicePoint. Additionally, the same agencies have been funded each year so it is a valid comparison.

For the 2007-08 grant cycle, funded agencies collaborated to assist 20,781 individuals who were homeless and 43,634 individuals who were near homeless. Given the report limitations noted above, in regions 1-6, there was a 22.3 percent increase in the number of individuals who were homeless who were assisted; there was a 40.2 percent increase in the number of individuals who were near homeless who were assisted. No comparisons can be made for Omaha because agencies are assisted with HSATF only and different agencies may be funded from year to year.

Within the regions, North Central and Northeast reported decreases in the number of individuals who were homeless (-8.1% and -16.4%, respectively). The Panhandle (+22.0%), Southwest (+3.5%), Southeast (+45.5%) and Lincoln (+60.9%) all experienced increases in the number of homeless served. Because grantees were transitioning to ServicePoint, it was anticipated that numbers would be lower, as ServicePoint allowed agencies to unduplicate data. Some of the increases may be attributed to better data collection. However, because counts have gone down when a region has implemented HMIS, the increases reported are of concern. This especially is the case in Lincoln, where grantees have been using ServicePoint for two years and the increase is significant.

The number of near homelessness reported has increased even more dramatically. The Panhandle region is the only continuum reporting a decrease (-12.8%). Regions 1 through 6 reported a 25.1 percent increase in the number of individuals who are at risk of homelessness. Lincoln reported a 143.5 percent

increase in the number of near homeless assisted. The average for Regions 1 through 6 was a 40.2 percent increase.

All continuums have reported increased concern for individuals and families because of the difficult economic times. News reports document this difficulty. The Sunday, July 20, 2008 edition of the Lincoln Journal Star reported bankruptcy filings are up 20.1 percent for the state for the period January 1 through June 30, 2008. Lincoln's bankruptcy filings are up 16.4 percent. These numbers were provided by the U.S. Bankruptcy Court, District of Nebraska. Bankruptcies, job loss or underemployment and medical costs are significant reasons individuals and families seek assistance from NHAP-funded agencies. The reported increases need to be analyzed more fully to determine the underlying reasons and causes.

Tables III and IV show 2006-2007 data compared with 2007-2008 data. The 2007-2008 data will be considered base-line data since this was the first grant cycle that grantees reported via ServicePoint or the domestic violence coalition's HMIS. The NHAP specialist will continue to work with both groups to ensure compatibility and consistency across systems.

TABLE III

Nebraska Homeless Assistance Program (NHAP) Regional Comparisons Fiscal Years (2006-07) (2007-08) Homeless Figures			
NHAP Regions	NHAP 2006-2007 Annual Figures Homeless Totals (Unduplicated)	NHAP 2007-2008 Annual Figures Homeless Totals (Unduplicated)	Percent Increase/Decrease
Region: 1 - Panhandle	947	1,155	+ 22.0%
Region: 2 - North Central	2,754	2,532	- 8.1%
Region: 3 - Southwest	1,559	1,614	+ 3.5%
Region: 4 - Southeast	1,479	2,152	+ 45.5%
Region: 5 - Northeast	776	649	- 16.4%
Totals Regions 1-5	7,515	8,102	+ 7.8%
Region: 6 - Lincoln	2,810	4,521	+ 60.9%
Total Regions 1-6	10,325	12,623	+ 22.3%
NHAP Regions	NHAP 2006-2007 Annual Figures Homeless Totals (Unduplicated)	NHAP 2007-2008 Annual Figures Homeless Totals (Unduplicated)	Percent Increase/Decrease
Region: 7 – Omaha HSATF only	13,418	8,158	n/a

TABLE IV

Nebraska Homeless Assistance Program (NHAP) Regional Comparisons Fiscal Years (2006-07) (2007-08) Near Homeless Figures			
NHAP Regions	NHAP 2006-2007 Annual Figures Near Homeless Totals (Unduplicated)	NHAP 2007-2008 Annual Figures Near Homeless Totals (Unduplicated)	Percent Increase/Decrease
Region: 1 - Panhandle	5,688	4,960	- 12.8%
Region: 2 - North Central	6,074	6,294	+ 3.6%
Region: 3 - Southwest	5,695	7,419	+ 30.3%
Region: 4 - Southeast	7,435	10,030	+ 34.9%
Region: 5 - Northeast	1,425	4,211	+ 195.5%
Totals Regions 1-5	26,317	32,914	+ 25.1%
Region: 6 - Lincoln	3,856	9,390	+143.5%
Total Regions 1-6	30,173	42,304	+ 40.2%
NHAP Regions	NHAP 2006-2007 Annual Figures Homeless Totals (Unduplicated)	NHAP 2007-2008 Annual Figures Homeless Totals (Unduplicated)	Percent Increase/Decrease
Region: 7 – Omaha HSATF only	1,949	1,330	n/a

TABLE V: Ethnicity, Race & Household Type – All CoC Regions

GRANTEE: Nebraska - Regions 1, 2, 3, 4, 5, 6, 7

GRANT PERIOD: July 1, 2007 – June 30, 2008

CATEGORIES			OPERATIONS	CLIENT SERVICES	HOMELESS PREVENTION	REHAB	TOTALS
1	Numbers should reflect those served by NHAP Funds ONLY	ESG	\$318,074	\$147,497	\$126,085	0	\$591,656
		HSATF	\$435,049	\$1,013,948	\$551,212	0	\$2,000,209
		TOTAL	\$753,123	\$1,161,445	\$677,297	0	\$2,591,865
Ethnicity			Homeless	Near Homeless			
2	Hispanic or Latino		2,806	8,131			
3	Not Hispanic or Latino		17,975	35,503			
	TOTAL		20,781	43,634			
Racial Characteristics			Homeless	Near Homeless			
4	White		13,807	32,299			
5	Black/African American		2,685	1,793			
6	Asian		96	144			
7	American Indian/Alaskan Native		882	1,999			
8	Native Hawaiian/Other Pacific Islander		32	103			
9	American Indian/Alaskan Native and White		325	514			
10	Asian & White		29	54			
11	Black/African American and White		251	527			
12	American Indian/Alaskan Native and Black/African American		126	133			
13	Other Multi-Racial		2,548	6,068			
	TOTAL		20,781	43,634			
14	Disabled		2,978*	3,522*			
Status							
15	Unaccompanied Men – Total Persons Served		6,355	3,635			
16	Unaccompanied Women – Total Persons Served		5,017	7,346			
17	Single Parent Families - # of Families		2,537	7,558			
18	Single Parent Families – Total Persons Served		7,091	17,389			
19	Two Parent Families - # of Families		495	4,112			
20	Two Parent Families – Total Persons Served		1,483	11,581			
21	Adult Couple with No Children – Total Persons Served		288	1,781			
22	Unaccompanied Youth/Under 18 (Excluding State Wards) – Total Persons Served		507	1,261			
23	Other		40	641			
24	TOTAL PERSONS SERVED (15+16+18+20+21+22+23)		20,781	43,634			

Note: Award dollar breakdown does not include Omaha ESG.

* Domestic violence agencies not reporting disabled.

TABLE VI: State ESG CoC Regions

GRANTEE: _____ Regions 1, 2, 3, 4, 5, 6 _____ GRANT PERIOD: July 1, 2007 – June 30, 2008

CATEGORIES		OPERATIONS	CLIENT SERVICES	HOMELESS PREVENTION	REHAB	TOTALS	
1	Numbers should reflect those served by NHAP Funds ONLY	ESG	\$318,074	\$147,497	\$126,085	0	\$591,656
		HSATF	\$336,149	\$582,305	\$497,712	0	\$1,416,166
		TOTAL	\$654,223	\$729,802	\$623,797	0	\$2,007,822
Ethnicity		Homeless	Near Homeless				
2	Hispanic or Latino	2,042	7,967				
3	Not Hispanic or Latino	10,581	34,337				
	TOTAL	12,623	42,304				
Racial Characteristics		Homeless	Near Homeless				
4	White	8,824	31,798				
5	Black/African American	836	1,318				
6	Asian	63	140				
7	American Indian/Alaskan Native	695	1,987				
8	Native Hawaiian/Other Pacific Islander	6	102				
9	American Indian/Alaskan Native and White	242	507				
10	Asian & White	25	54				
11	Black/African American and White	207	515				
12	American Indian/Alaskan Native and Black/African American	82	123				
13	Other Multi-Racial	1,631	5,760				
	TOTAL	12,623	42,304				
14	Disabled	950*	3,325*				
Status							
15	Unaccompanied Men – Total Persons Served	2,069	2m886				
16	Unaccompanied Women – Total Persons Served	2,769	7,034				
17	Single Parent Families - # of Families	2,070	7,492				
18	Single Parent Families – Total Persons Served	5,932	17,201				
19	Two Parent Families - # of Families	393	4,094				
20	Two Parent Families – Total Persons Served	1,197	11,531				
21	Adult Couple with No Children – Total Persons Served	158	1,759				
22	Unaccompanied Youth/Under 18 (Excluding State Wards) – Total Persons Served	458	1,252				
23	Other	40	641				
24	TOTAL PERSONS SERVED (15+16+18+20+21+22+23)	12,623	42,304				

* Domestic violence agencies not reporting disabled.

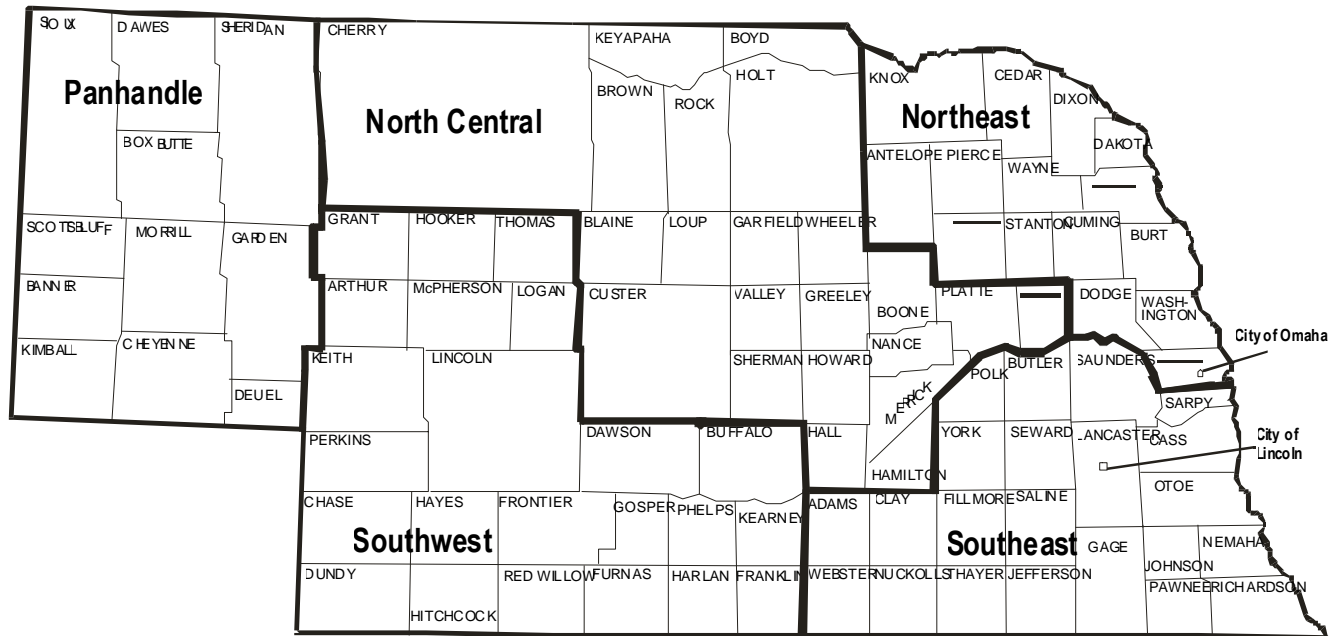
TABLE VII: Omaha – Homeless Shelter Assistance Trust Fund

GRANTEE: Omaha - Region 7 GRANT PERIOD: July 1, 2007 – June 30, 2008

CATEGORIES			OPERATIONS	CLIENT SERVICES	HOMELESS PREVENTION	REHABILITATION
1	Numbers should reflect those served by NHAP Funds ONLY	ESG	ESG ENTITLEMENT CITY			
		HSATF	\$98,900	\$431,643	\$53,500	0
		TOTAL	\$98,900	\$431,643	\$53,500	0
Ethnicity			Homeless	Near Homeless		
2	Hispanic or Latino		764	164		
3	Not Hispanic or Latino		7,394	1,166		
	TOTAL		8,158	1,330		
Racial Characteristics			Homeless	Near Homeless		
4	White		4,983	501		
5	Black/African American		1,849	475		
6	Asian		33	4		
7	American Indian/Alaskan Native		187	12		
8	Native Hawaiian/Other Pacific Islander		14	1		
9	American Indian/Alaskan Native and White		83	7		
10	Asian & White		4	0		
11	Black/African American and White		44	12		
12	American Indian/Alaskan Native and Black/African American		44	10		
13	Other Multi-Racial		917	308		
	TOTAL		8,158	1,330		
14	Disabled		2,028*	197		
Status						
15	Unaccompanied Men – Total Persons Served		4,286	749		
16	Unaccompanied Women – Total Persons Served		2,248	312		
17	Single Parent Families - # of Families		467	66		
18	Single Parent Families – Total Persons Served		1,159	188		
19	Two Parent Families - # of Families		102	18		
20	Two Parent Families – Total Persons Served		286	50		
21	Adult Couple with No Children – Total Persons Served		130	22		
22	Unaccompanied Youth/Under 18 (Excluding State Wards) – Total Persons Served		49	9		
23	Other		0	0		
24	TOTAL PERSONS SERVED (15+16+18+20+21+22+23)		8,158	1,330		

* Domestic violence agencies not reporting disabled.

Map of Nebraska Homeless Assistance Program Regional Continuums of Care



IDIS PR-20 REPORT
PROGRAM YEAR 2007

U.S. DEPARTMENT OF HOUSING AND URBAN DEVELOPMENT
OFFICE OF COMMUNITY PLANNING AND DEVELOPMENT
INTEGRATED DISBURSEMENT AND INFORMATION SYSTEM
ESG GRANTEE ACTIVITY SUMMARY
PROGRAM YEAR 2007
NEBRASKA

	COMMITTED AMOUNT	DRAWN AMOUNT	COMMITTED MINUS DRAWN	PERCENT DRAWN/COMM
	-----	-----	-----	-----
PROJECT 0044 - S - DOVES - 07				
HOMELESS ACTIVITIES				
SOCIAL SERVICES	1,502.00	1,502.00	0.00	100.0
OPERATING COSTS	2,500.00	2,500.00	0.00	100.0
	-----	-----	-----	-----
	4,002.00	4,002.00	0.00	100.0
HOMELESS PREVENTION				
GENERAL PREVENTION	1,565.00	1,565.00	0.00	100.0
PROJECT TOTAL	5,567.00	5,567.00	0.00	100.0
PROJECT 0045 - S - FAMILY RESCUE SERVICES - 07				
HOMELESS ACTIVITIES				
SOCIAL SERVICES	10,398.00	10,398.00	0.00	100.0
OPERATING COSTS	4,900.00	4,900.00	0.00	100.0
	-----	-----	-----	-----
	15,298.00	15,298.00	0.00	100.0
PROJECT 0046 - S - NW COMMUNITY ACTION PARTNERSHIP - 07				
HOMELESS ACTIVITIES				
SOCIAL SERVICES	375.00	300.00	75.00	80.0
OPERATING COSTS	1,800.00	314.00	1,486.00	17.4
	-----	-----	-----	-----
	2,175.00	614.00	1,561.00	28.2
HOMELESS PREVENTION				
GENERAL PREVENTION	4,069.00	4,069.00	0.00	100.0
PROJECT TOTAL	6,244.00	4,683.00	1,561.00	75.0
PROJECT 0047 - S - PANHANDLE COMMUNITY ACTION - 07				
HOMELESS ACTIVITIES				
SOCIAL SERVICES	3,157.00	0.00	3,157.00	0.0
OPERATING COSTS	6,500.00	0.00	6,500.00	0.0
	-----	-----	-----	-----
	9,657.00	0.00	9,657.00	0.0
HOMELESS PREVENTION				
GENERAL PREVENTION	11,000.00	8,085.00	2,915.00	73.5
PROJECT TOTAL	20,657.00	8,085.00	12,572.00	39.1
PROJECT 0048 - S - MONUMENT FAMILY SERVICES - 07				

U.S. DEPARTMENT OF HOUSING AND URBAN DEVELOPMENT
 OFFICE OF COMMUNITY PLANNING AND DEVELOPMENT
 INTEGRATED DISBURSEMENT AND INFORMATION SYSTEM
 ESG GRANTEE ACTIVITY SUMMARY
 PROGRAM YEAR 2007
 NEBRASKA

	COMMITTED AMOUNT	DRAWN AMOUNT	COMMITTED MINUS DRAWN	PERCENT DRAWN/COMM
	-----	-----	-----	-----
HOMELESS ACTIVITIES				
OPERATING COSTS	4,267.00	3,972.00	295.00	93.0
PROJECT 0049 - S - CENTER FOR SEXUAL ASSAULT AND DOMESTIC VIOLENCE - 07				
HOMELESS ACTIVITIES				
OPERATING COSTS	5,448.00	3,737.00	1,711.00	68.5
PROJECT 0050 - S - BRIGHT HORIZONS - O'NEILL REGION II				
HOMELESS ACTIVITIES				
SOCIAL SERVICES	129.00	129.00	0.00	100.0
OPERATING COSTS	6,392.00	6,392.00	0.00	100.0
	-----	-----	-----	-----
	6,521.00	6,521.00	0.00	100.0
PROJECT 0051 - S - CRISIS CENTER, INC - 07				
HOMELESS ACTIVITIES				
SOCIAL SERVICES	2,157.00	1,157.00	1,000.00	53.6
OPERATING COSTS	5,685.00	5,685.00	0.00	100.0
	-----	-----	-----	-----
	7,842.00	6,842.00	1,000.00	87.2
PROJECT 0052 - S - NORTHWEST COMMUNITY ACTION PARTNERSHIP - 07				
HOMELESS PREVENTION				
GENERAL PREVENTION	732.00	732.00	0.00	100.0
PROJECT 0053 - S - CENTRAL NEBRASKA COMMUNITY SERVICES - 07				
HOMELESS ACTIVITIES				
OPERATING COSTS	2,562.00	691.00	1,871.00	26.9
HOMELESS PREVENTION				
GENERAL PREVENTION	36,652.00	8,611.00	28,041.00	23.4
PROJECT TOTAL	39,214.00	9,302.00	29,912.00	23.7
PROJECT 0054 - S - HOPE HARBOR - 07				
HOMELESS ACTIVITIES				
SOCIAL SERVICES	3,937.00	3,937.00	0.00	100.0
OPERATING COSTS	13,287.00	13,287.00	0.00	100.0
	-----	-----	-----	-----
	17,224.00	17,224.00	0.00	100.0
PROJECT 0055 - S - CEDARS YOUTH SERVICES - 07				

U.S. DEPARTMENT OF HOUSING AND URBAN DEVELOPMENT
OFFICE OF COMMUNITY PLANNING AND DEVELOPMENT
INTEGRATED DISBURSEMENT AND INFORMATION SYSTEM
ESG GRANTEE ACTIVITY SUMMARY
PROGRAM YEAR 2007
NEBRASKA

	COMMITTED AMOUNT	DRAWN AMOUNT	COMMITTED MINUS DRAWN	PERCENT DRAWN/COMM
	-----	-----	-----	-----
HOMELESS ACTIVITIES				
SOCIAL SERVICES	1,416.00	963.00	453.00	68.0
OPERATING COSTS	3,804.00	2,952.00	852.00	77.6
	-----	-----	-----	-----
	5,220.00	3,915.00	1,305.00	75.0
PROJECT 0056 - S - RESIDENTIAL ASSISTANCE TO FAMILIES IN TRANSITION - 07				
HOMELESS ACTIVITIES				
SOCIAL SERVICES	128.00	128.00	0.00	100.0
OPERATING COSTS	5,500.00	1,692.00	3,808.00	30.7
	-----	-----	-----	-----
	5,628.00	1,820.00	3,808.00	32.3
PROJECT 0057 - S - SANDHILLD CRISIS INTERVENTION PROGRAM - 07				
HOMELESS ACTIVITIES				
OPERATING COSTS	5,390.00	3,997.00	1,393.00	74.1
PROJECT 0058 - S - RAPE/DOMESTIC ABUSE PROGRAM				
HOMELESS ACTIVITIES				
SOCIAL SERVICES	2,500.00	1,036.00	1,464.00	41.4
OPERATING COSTS	8,820.00	7,318.00	1,502.00	82.9
	-----	-----	-----	-----
	11,320.00	8,354.00	2,966.00	73.7
HOMELESS PREVENTION				
GENERAL PREVENTION	1,000.00	975.00	25.00	97.5
PROJECT TOTAL	12,320.00	9,329.00	2,991.00	75.7
PROJECT 0059 - S - SPOUSE/SEXUAL ABUSE FAMILY EDUCATION CENTER - 07				
HOMELESS ACTIVITIES				
SOCIAL SERVICES	2,033.00	1,396.00	637.00	68.6
OPERATING COSTS	4,097.00	3,144.00	953.00	76.7
	-----	-----	-----	-----
	6,130.00	4,540.00	1,590.00	74.0
PROJECT 0060 - S - DOMESTIC ABUSE/SEXUAL ASSAULT SERVICES - 07				
HOMELESS ACTIVITIES				
SOCIAL SERVICES	600.00	540.00	60.00	90.0
OPERATING COSTS	6,085.00	5,265.00	820.00	86.5
	-----	-----	-----	-----
	6,685.00	5,805.00	880.00	86.8

U.S. DEPARTMENT OF HOUSING AND URBAN DEVELOPMENT
 OFFICE OF COMMUNITY PLANNING AND DEVELOPMENT
 INTEGRATED DISBURSEMENT AND INFORMATION SYSTEM
 ESG GRANTEE ACTIVITY SUMMARY
 PROGRAM YEAR 2007
 NEBRASKA

	COMMITTED AMOUNT	DRAWN AMOUNT	COMMITTED MINUS DRAWN	PERCENT DRAWN/COMM
	-----	-----	-----	-----
PROJECT 0061 - S - LINCOLN COUNTY COMMUNITY SERVICES, INC. - 07 HOMELESS ACTIVITIES OPERATING COSTS	14,880.00	14,880.00	0.00	100.0
PROJECT 0062 - S - COMMUNITY ACTION PARTNERSHIP OF MID-NEBRASKA - 07 HOMELESS PREVENTION GENERAL PREVENTION	13,141.00	13,141.00	0.00	100.0
PROJECT 0063 - S - COMMUNITY SERVICE CENTER, INC. - HAVEN HOUSE - 07 HOMELESS ACTIVITIES OPERATING COSTS	5,423.00	5,423.00	0.00	100.0
PROJECT 0064 - S - PARENT CHILD CENTER - 07 HOMELESS ACTIVITIES SOCIAL SERVICES OPERATING COSTS	1,395.00 7,000.00	1,260.00 6,327.00	135.00 673.00	90.3 90.3
	----- 8,395.00	----- 7,587.00	----- 808.00	----- 90.3
PROJECT 0065 - LINCOLN ACTION PROGRAM HOMELESS PREVENTION GENERAL PREVENTION	4,813.00	2,913.00	1,900.00	60.5
PROJECT 0066 - S - CROSSROADS CENTER - 07 HOMELESS ACTIVITIES SOCIAL SERVICES	22,078.00	16,560.00	5,518.00	75.0
PROJECT 0067 - S - SPOUSE ABUSE / SEXUAL ASSAULT CRISIS CENTER - 07 HOMELESS ACTIVITIES SOCIAL SERVICES OPERATING COSTS	4,202.00 1,000.00	3,375.00 528.00	827.00 472.00	80.3 52.8
	----- 5,202.00	----- 3,903.00	----- 1,299.00	----- 75.0
PROJECT 0068 - S - CATHOLIC SOCIAL SERVICES - 07 HOMELESS ACTIVITIES SOCIAL SERVICES OPERATING COSTS	1,308.00 1,762.00	1,308.00 1,762.00	0.00 0.00	100.0 100.0
	----- 3,070.00	----- 3,070.00	----- 0.00	----- 100.0

U.S. DEPARTMENT OF HOUSING AND URBAN DEVELOPMENT
OFFICE OF COMMUNITY PLANNING AND DEVELOPMENT
INTEGRATED DISBURSEMENT AND INFORMATION SYSTEM
ESG GRANTEE ACTIVITY SUMMARY
PROGRAM YEAR 2007
NEBRASKA

	COMMITTED AMOUNT	DRAWN AMOUNT	COMMITTED MINUS DRAWN	PERCENT DRAWN/COMM
	-----	-----	-----	-----
HOMELESS PREVENTION				
GENERAL PREVENTION	1,300.00	1,300.00	0.00	100.0
PROJECT TOTAL	4,370.00	4,370.00	0.00	100.0
PROJECT 0069 - S - HEARTLAND FAMILY SERVICE - 07				
HOMELESS ACTIVITIES				
OPERATING COSTS	16,268.00	16,268.00	0.00	100.0
PROJECT 0070 - S - PROJECT RESPONSE, INC. - 07				
HOMELESS ACTIVITIES				
SOCIAL SERVICES	5,750.00	4,600.00	1,150.00	80.0
OPERATING COSTS	1,700.00	1,400.00	300.00	82.3
	-----	-----	-----	-----
	7,450.00	6,000.00	1,450.00	80.5
HOMELESS PREVENTION				
GENERAL PREVENTION	7,033.00	4,706.00	2,327.00	66.9
PROJECT TOTAL	14,483.00	10,706.00	3,777.00	73.9
PROJECT 0071 - S - BLUE VALLEY COMMUNITY ACTION - 07				
HOMELESS ACTIVITIES				
SOCIAL SERVICES	5,514.00	4,263.00	1,251.00	77.3
OPERATING COSTS	35,080.00	24,496.00	10,584.00	69.8
	-----	-----	-----	-----
	40,594.00	28,759.00	11,835.00	70.8
HOMELESS PREVENTION				
GENERAL PREVENTION	3,741.00	3,741.00	0.00	100.0
PROJECT TOTAL	44,335.00	32,500.00	11,835.00	73.3
PROJECT 0072 - S - COMMUNITY ACTION PARTNERSHIP OF MID-NEBRASKA - 07				
HOMELESS PREVENTION				
GENERAL PREVENTION	7,364.00	7,364.00	0.00	100.0
PROJECT 0073 - S - SOUTHEAST NEBRASKA COMMUNITY ACTION - 07				
HOMELESS ACTIVITIES				
SOCIAL SERVICES	13,940.00	13,940.00	0.00	100.0
OPERATING COSTS	1,100.00	0.00	1,100.00	0.0
	-----	-----	-----	-----
	15,040.00	13,940.00	1,100.00	92.6

U.S. DEPARTMENT OF HOUSING AND URBAN DEVELOPMENT
 OFFICE OF COMMUNITY PLANNING AND DEVELOPMENT
 INTEGRATED DISBURSEMENT AND INFORMATION SYSTEM
 ESG GRANTEE ACTIVITY SUMMARY
 PROGRAM YEAR 2007
 NEBRASKA

	COMMITTED AMOUNT	DRAWN AMOUNT	COMMITTED MINUS DRAWN	PERCENT DRAWN/COMM
	-----	-----	-----	-----
PROJECT 0077 - S - GENESIS PERSONAL DEVELOPMENT CENTER, INC. - 07				
HOMELESS ACTIVITIES				
OPERATING COSTS	1,306.00	620.00	686.00	47.4
HOMELESS PREVENTION				
GENERAL PREVENTION	4,240.00	1,620.00	2,620.00	38.2
PROJECT TOTAL	5,546.00	2,240.00	3,306.00	40.3
PROJECT 0078 - S - CARE CORPS, INC. - 07				
HOMELESS ACTIVITIES				
SOCIAL SERVICES	11,000.00	11,000.00	0.00	100.0
OPERATING COSTS	25,067.00	25,067.00	0.00	100.0
	-----	-----	-----	-----
	36,067.00	36,067.00	0.00	100.0
PROJECT 0079 - S - CRISIS CENTER FOR DOMESTIC ABUSE/SEXUAL ASSAULT - 07				
HOMELESS ACTIVITIES				
SOCIAL SERVICES	3,749.00	3,077.00	672.00	82.0
OPERATING COSTS	7,995.00	3,659.00	4,336.00	45.7
	-----	-----	-----	-----
	11,744.00	6,736.00	5,008.00	57.3
HOMELESS PREVENTION				
GENERAL PREVENTION	1,000.00	89.00	911.00	8.9
PROJECT TOTAL	12,744.00	6,825.00	5,919.00	53.5
PROJECT 0080 - S - BRIGHT HORIZONS - 07				
HOMELESS ACTIVITIES				
SOCIAL SERVICES	4,934.00	4,863.00	71.00	98.5
OPERATING COSTS	8,150.00	6,107.00	2,043.00	74.9
	-----	-----	-----	-----
	13,084.00	10,970.00	2,114.00	83.8
HOMELESS PREVENTION				
GENERAL PREVENTION	2,000.00	410.00	1,590.00	20.5
PROJECT TOTAL	15,084.00	11,380.00	3,704.00	75.4
PROJECT 0081 - S - GOLDENROD HILLS COMMUNITY ACTION - 07				
HOMELESS ACTIVITIES				
SOCIAL SERVICES	8,938.00	1,172.00	7,766.00	13.1

U.S. DEPARTMENT OF HOUSING AND URBAN DEVELOPMENT
OFFICE OF COMMUNITY PLANNING AND DEVELOPMENT
INTEGRATED DISBURSEMENT AND INFORMATION SYSTEM
ESG GRANTEE ACTIVITY SUMMARY
PROGRAM YEAR 2007
NEBRASKA

	COMMITTED AMOUNT	DRAWN AMOUNT	COMMITTED MINUS DRAWN	PERCENT DRAWN/COMM
	-----	-----	-----	-----
OPERATING COSTS	12,979.00	9,681.00	3,298.00	74.5
	-----	-----	-----	-----
	21,917.00	10,853.00	11,064.00	49.5
HOMELESS PREVENTION				
GENERAL PREVENTION	7,876.00	7,876.00	0.00	100.0
PROJECT TOTAL	29,793.00	18,729.00	11,064.00	62.8
PROJECT 0082 - S - HAVEN HOUSE FAMILY SERVICES CENTER - 07				
HOMELESS ACTIVITIES				
SOCIAL SERVICES	8,707.00	8,707.00	0.00	100.0
OPERATING COSTS	6,000.00	6,000.00	0.00	100.0
	-----	-----	-----	-----
	14,707.00	14,707.00	0.00	100.0
PROJECT 0084 - S - CEDARS YOUTH SERVICES - 07				
HOMELESS ACTIVITIES				
OPERATING COSTS	11,283.00	8,463.00	2,820.00	75.0
PROJECT 0085 - S - LUTHERAN FAMILY SERVICES OF NEBRASKA, INC - 07				
HOMELESS ACTIVITIES				
SOCIAL SERVICES	1,836.00	1,836.00	0.00	100.0
OPERATING COSTS	5,083.00	5,083.00	0.00	100.0
	-----	-----	-----	-----
	6,919.00	6,919.00	0.00	100.0
PROJECT 0086 - S - FRESH START, INC. - 07				
HOMELESS ACTIVITIES				
SOCIAL SERVICES	7,530.00	7,530.00	0.00	100.0
OPERATING COSTS	17,569.00	17,569.00	0.00	100.0
	-----	-----	-----	-----
	25,099.00	25,099.00	0.00	100.0
PROJECT 0087 - S - FRIENDSHIP HOME - LINCOLN - 07				
HOMELESS ACTIVITIES				
OPERATING COSTS	20,816.00	13,921.00	6,895.00	66.8
PROJECT 0088 - S - HOUSES OF HOPE OF NEBRASKA, INC - 07				
HOMELESS ACTIVITIES				
SOCIAL SERVICES	2,076.00	2,076.00	0.00	100.0
OPERATING COSTS	4,843.00	4,843.00	0.00	100.0

U.S. DEPARTMENT OF HOUSING AND URBAN DEVELOPMENT
 OFFICE OF COMMUNITY PLANNING AND DEVELOPMENT
 INTEGRATED DISBURSEMENT AND INFORMATION SYSTEM
 ESG GRANTEE ACTIVITY SUMMARY
 PROGRAM YEAR 2007
 NEBRASKA

	COMMITTED AMOUNT	DRAWN AMOUNT	COMMITTED MINUS DRAWN	PERCENT DRAWN/COMM
	-----	-----	-----	-----
	6,919.00	6,919.00	0.00	100.0
PROJECT 0089 - S - LINCOLN ACTION PROGRAM - 07				
HOMELESS ACTIVITIES				
SOCIAL SERVICES	6,929.00	6,929.00	0.00	100.0
OPERATING COSTS	15,733.00	7,866.00	7,867.00	49.9
	-----	-----	-----	-----
	22,662.00	14,795.00	7,867.00	65.2
HOMELESS PREVENTION				
GENERAL PREVENTION	18,559.00	14,316.00	4,243.00	77.1
PROJECT TOTAL	41,221.00	29,111.00	12,110.00	70.6
PROJECT 0091 - S - MATT TALBOT KITCHEN AND OUTREACH - 07				
HOMELESS ACTIVITIES				
SOCIAL SERVICES	5,829.00	4,371.00	1,458.00	74.9
OPERATING COSTS	10,000.00	7,500.00	2,500.00	75.0
	-----	-----	-----	-----
	15,829.00	11,871.00	3,958.00	74.9
PROJECT 0092 - S - LEGAL AID OF NEBRASKA				
HOMELESS ACTIVITIES				
SOCIAL SERVICES	3,450.00	3,450.00	0.00	100.0
PROJECT 0107 - STATE OF NE ESG ADMIN FUNDING - 2007				
HOMELESS PREVENTION				
ADMIN COSTS	31,000.00	31,000.00	0.00	100.0
PROGRAM YEAR 2007 TOTALS				
REHABILITATION	0.00	0.00	0.00	0.0
SOCIAL SERVICES	147,497.00	121,803.00	25,694.00	82.5
OPERATING COSTS	318,074.00	253,309.00	64,765.00	79.6
	-----	-----	-----	-----
	465,571.00	375,112.00	90,459.00	80.5
GENERAL PREVENTION	126,085.00	81,513.00	44,572.00	64.6
RENTAL ASSISTANCE	0.00	0.00	0.00	0.0
MORTGAGE ASSISTANCE	0.00	0.00	0.00	0.0
SECURITY DEPOSITS	0.00	0.00	0.00	0.0

U.S. DEPARTMENT OF HOUSING AND URBAN DEVELOPMENT
OFFICE OF COMMUNITY PLANNING AND DEVELOPMENT
INTEGRATED DISBURSEMENT AND INFORMATION SYSTEM
ESG GRANTEE ACTIVITY SUMMARY
PROGRAM YEAR 2007
NEBRASKA

	COMMITTED AMOUNT	DRAWN AMOUNT	COMMITTED MINUS DRAWN	PERCENT DRAWN/COMM
	-----	-----	-----	-----
ADMIN COSTS	31,000.00	31,000.00	0.00	100.0
	-----	-----	-----	-----
	157,085.00	112,513.00	44,572.00	71.6
GRAND TOTAL	622,656.00	487,625.00	135,031.00	78.3

Section Seven:

OTHER ACTIONS

Report on Additional Actions Required by HUD

Report on Other Actions

Address Obstacles to Meeting Under-Served Needs

The state has identified the limitations on financial resources and human resource capacities as an obstacle to meeting under-served needs in delivering services to people who are living in poverty. As a result several actions have been taken. Antipoverty programs have been identified and the state has identified partners and resources to work together in the most efficient manner with available programs. The State of Nebraska administers a number of programs designed to reduce the number of individuals and families who live in poverty. Federal and state funding sources partner together to fund the following anti-poverty programs and committees that address the states underserved needs: Childcare Assistance, Every Woman Matters Program, Food Stamps, Head Start, TANF, Community Service Block Grants, Energy Assistance, Nebraska Commission on Housing and Homelessness, Continuum of Care Committee, Competitive Federal Housing Funds, Transitional Housing Services, Nebraska Homeless Assistance Program, Nebraska Investment Finance Authority, Low-Income Housing Tax Credits, Nebraska Family Housing Advisory Services, and the Lead-based Paint Hazards Program.

Affordable Housing

The state has identified that a great need exists in available housing stock that is affordable. Two primary issues exist: housing availability and affordability. In the Census 2000, about 150,000 households in Nebraska had a housing problem. Also, because many housing units in Nebraska were built prior to 1980, the risk of lead based paint hazards is a significant problem. DED has identified the critical need to make strategic and focused investments with the limited Nebraska Affordable Housing Program resources. One item that addressed this need was the implementation of the Nebraska Affordable Housing Trust Fund (NAHTF). The NAHTF is a state financial resource developed in 1996 to increase the supply and improve the quality of affordable housing in Nebraska. LB 1322 was signed into law on April 17, 1996, and supported by the Nebraska Affordable Housing Commission, the Nebraska Department of Economic Development (Department) and the Nebraska Investment Finance Authority which worked with representatives from the League of Nebraska Municipalities, the Nebraska Bankers Association, the Nebraska Homebuilders Association, the State Chamber of Commerce and other for-profit and nonprofit housing development organizations. Additionally, LB 516 was signed into law in 2001, reauthorizing the Nebraska Affordable Housing Trust Fund (NAHTF). As stated by Governor Mike Johanns in his January 11, 2001 State of the State Address, the “Affordable Housing Trust Fund is helping to address the need for adequate and affordable housing in communities all across Nebraska – especially in our rural areas.”

The NAHTF was created:

- To address the need for affordable housing as identified by the Department.
- To provide a flexible housing resource to enhance economic development.
- To serve the lowest income individuals for the longest period of time.
- To provide matching funds for federal resources.

Homelessness and Other Special Needs

Providing services for people with mental illness has also been identified as an under-served need. The Housing Related Assistance Program was started as part of the Nebraska Behavioral Health Reform. The program is authorized to serve adults who are very low-income with Serious Mental Illness (SMI). In the first year of the program, the priority has been to serve adults who are extremely low income who are ready to be discharged from an inpatient mental health commitment or in related situations. Prior to Behavioral Health Reform, the Nebraska Department of Health and Human Services, Office of Mental Health, Substance Abuse and Addiction Services (HHS) formed a partnership with the Nebraska Department of Economic Development (DED) to address housing issues for adults who are extremely low income with

SMI. With LB 1083 (2004), DED was assigned the job to implement the rental assistance program. However, in January 2005, DED asked the Nebraska Health and Human Services System (HHSS) to implement the program. In the end, the HHSS Policy Cabinet, Governor's Office and Nebraska Legislature agreed, with the decision reflected in LB 40 (2005). The effective date for the Housing Related Assistance program authorized in LB 40 was July 1, 2005. Since that time, the Nebraska Division of Behavioral Health Services has contracted with the six Regional Behavioral Health Authorities (Regions) to implement the program. All the contracts were signed by August 2005. All six Regions had approved capacity development plans by early October 2005.

Non-housing Community Development Plan

A need for educating local government and planning officials in Federal and State Statutes as well as land use and environmental issues was recognized. In order for community development projects to have a positive impact on a community, local officials must have a better understanding and acknowledgement of these Federal and State Statutes. The Department conducted 14 trainings attended by 73 registrants from 53 municipalities and/or organizations for CDBG administration. Training sessions included the all-inclusive CDBG certification and re-certification, environmental, construction/labor standards, and preparation for monitoring. All awarded municipalities were required to send a local representative to a one-day training to review the local municipalities responsibility regarding the CDBG award. The Nebraska Chapter APA in collaboration with the Nebraska Planning and Zoning Association and the Nebraska Lied Main Street Program conducted a 3-day statewide institute on land use management issues attended by more than 200 persons. Those in attendance represented several communities preparing and implementing planning projects funded through CDBG Program.

Actions to Foster and Maintain Affordable Housing and to Remove Barriers to Affordable Housing

The state recognizes it shares responsibility with federal and local governments for shaping a regulatory climate that encourages housing while maintaining needed health, safety, environmental, and consumer protections. The cost, benefits, and tradeoffs of various regulations must be weighed carefully so they promote the affordability and availability of housing. In addition, the administration of regulations must be done in a way that reduces costs and delays.

DED's Housing Strategies are developed to remove barriers to affordable housing and foster and maintain affordable housing. Please refer to the Housing Development Priority Section of the 2007 CAPER to review that information for the 2007 Program Year. In addition, the Nebraska Behavioral Health Reform legislation was amended to include rental assistance for adults with serious mental illness to the Behavioral Health Service Fund. This will allow Regional Behavioral Health Authorities to manage the rental assistance in conjunction with behavioral health services.

Coordination of Low Income Housing Tax Credits with Affordable Housing Development

As an incentive for the provision of affordable, low-income rental housing, Section 42 of the Internal Revenue Service tax code provides for the taking of tax credits against the development cost. The Nebraska Investment Finance Authority (NIFA) allocated these federal tax credits for qualified projects in the state. To better coordinate the use of tax credits with other federal housing programs (e.g. CDBG, USDA-RD housing loans, and HOME); NIFA and NDED worked extensively on a the development and training for a 2006 HOME LIHTC set-aside and one application process.

Evaluation and Reduction of Lead-Based Paint Hazards

The following developments occurred during the 2007 program year for the Statewide Rural Lead-Based Paint Hazard Evaluation and Reduction Program. The Nebraska Department of Health and Human Services System (HHSS) was unsuccessful in being granted funding from HUD during PY 06. HHSS did submit grant applications for two lead hazard programs at the end of PY 06. There are 105 risk assessors, 4 paint inspectors, 48 lead abatement supervisors and 42 lead abatement workers on the list of lead professionals and workers that is maintained by HHSS. Approximately, 1,320 individuals have been trained in lead-safe work practices. The DED website has a lead-based paint question and answer section, which provides an interactive discussion area for lead paint issues.

Efforts to Reduce the Number of Persons Living Below the Poverty Level

The housing strategies and objectives focus on creating and maintaining a supply of affordable, decent housing. Affordable housing is an integral component to keep people off public assistance, since affordable housing (by definition) allows people to spend only 30% or less of their gross monthly income on housing related utilities and rent/housing payments. Such individuals then have more income to devote to other necessities. The State's homeownership programs provide quality homeownership counseling to individuals before homes are purchased in an effort to keep people from moving back below the poverty level once they take on more financial responsibilities.

Jobs paying a living wage are also key to keeping people off public assistance. Jobs are created and individuals are trained in various skills either directly or indirectly with almost every economic development objective and housing objective in the *Annual Action Plan*. Every one of the Economic Development Priority's objectives either train individuals for the workforce, or creates or retains jobs. As an example of a housing objective that creates jobs, one housing objective creates jobs in the housing industry by increasing the amount of financial resources invested in housing projects. More projects mean more construction and rehabilitation, creating more jobs paying good wages.

Development of an Improved Institutional Structure and Enhancement of Coordination between Public and Private Housing and Social Service Agencies

The Water Wastewater Task Force is made up of representatives from USDA-RD, DED, DEQ and HHSS. The task force met regularly to review water and wastewater projects during the 2007 program year. The task force devised strategies for technical assistance and the application process on a case-by-case basis.

Technical Assistance Review Process (TARP) provided the following technical assistance to housing applicants:

- How to assess needs of your community
- How to access financial resources
- How to acquire regional and community support
- How to create affordable housing infrastructure
- How to design an affordable housing project
- How to select a development team
- Review of preliminary application, etc.

Individuals from DED, USDA-RD, HUD, NIFA and the NE Energy Office make up the TARP team. The team met monthly throughout the 2007 program year.

DED also took many actions to coordinate with agencies providing health, mental health, housing, and supportive services in 2007. Nebraska has a strong network of public, nonprofit, and private organizations to fulfill housing and support service needs. Many state programs and/or local organizations exist in these areas. Since the needs are many and resources are limited, this network cannot meet all housing and supportive needs. The state coordinated with many agencies during the 2007 program year. Some examples follow:

- DED coordinated the Nebraska Commission on Housing and Homelessness. NCHH members solicit participation from state and nonprofit agencies that provide mental health, health, and housing services.
- DED is involved in State Advisory Committee on Mental Health Services.

Fostering Public Housing Resident Initiatives

The state does not operate public housing units. Action in this area was therefore one of advocacy. DED worked with local public housing agencies and supported efforts to increase the involvement of residents in public housing management and provide them with expanded homeownership opportunities. DED consulted with the Nebraska Chapter of the National Association of Housing and Redevelopment Organizations (NAHRO) on these matters.

Leveraging Resources

The state makes every effort to leverage HOME, ESG, and CDBG funds with non-federal resources. In the past, HOME and CDBG funds have been leveraged by significant amounts (and varying types) of private and non-federal public funds. A description of all these resources can be found in the "Inventory of Housing Resource Programs available from DED.

The match for the HOME program is attained by: 1) requiring that individual grantees and CHDO's report annually the eligible sources of HOME match from their housing projects and programs; 2) the dollars awarded from the NAHTF program that serve income eligible persons.

The Nebraska Homeless Shelter Assistance Trust Fund, which generates more than \$800,000 annually from a portion of the state's documentary stamp tax, provides the 100% match for the Emergency Shelter Grant program. In 2007, the total NHSATF allocation was approximately \$2,000,000.

IDIS PR-26 REPORT
PROGRAM YEAR 2007

CDBG FINANCIAL SUMMARY FOR PROGRAM YEAR 2007

07-01-2007 TO 06-30-2008

PART I:	SUMMARY OF CDBG RESOURCES		
	01	UNEXPENDED CDBG FUNDS AT END OF PREVIOUS PROGRAM YEAR	0.00
	02	ENTITLEMENT GRANT	12,708,790.00
	03	SURPLUS URBAN RENEWAL	0.00
	04	SECTION 108 GUARANTEED LOAN FUNDS	0.00
	05	CURRENT YEAR PROGRAM INCOME	0.00
	06	RETURNS	0.00
	07	ADJUSTMENT TO COMPUTE TOTAL AVAILABLE	0.00
	08	TOTAL AVAILABLE (SUM, LINES 01-07)	12,708,790.00
PART II:	SUMMARY OF CDBG EXPENDITURES		
	09	DISBURSEMENTS OTHER THAN SECTION 108 REPAYMENTS AND PLANNING/ADMINISTRATION	8,005,419.34
	10	ADJUSTMENT TO COMPUTE TOTAL AMOUNT SUBJECT TO LOW/MOD BENEFIT	0.00
	11	AMOUNT SUBJECT TO LOW/MOD BENEFIT (LINE 09 + LINE 10)	8,005,419.34
	12	DISBURSED IN IDIS FOR PLANNING/ADMINISTRATION	1,072,199.72
	13	DISBURSED IN IDIS FOR SECTION 108 REPAYMENTS	0.00
	14	ADJUSTMENT TO COMPUTE TOTAL EXPENDITURES	0.00
	15	TOTAL EXPENDITURES (SUM, LINES 11-14)	9,077,619.06
	16	UNEXPENDED BALANCE (LINE 08 - LINE 15)	3,631,170.94
PART III:	LOWMOD BENEFIT THIS REPORTING PERIOD		
	17	EXPENDED FOR LOW/MOD HOUSING IN SPECIAL AREAS	0.00
	18	EXPENDED FOR LOW/MOD MULTI-UNIT HOUSING	0.00
	19	DISBURSED FOR OTHER LOW/MOD ACTIVITIES	7,829,474.00
	20	ADJUSTMENT TO COMPUTE TOTAL LOW/MOD CREDIT	0.00
	21	TOTAL LOW/MOD CREDIT (SUM, LINES 17-20)	7,829,474.00
	22	PERCENT LOW/MOD CREDIT (LINE 21/LINE 11)	97.80%
LOW/MOD BENEFIT FOR MULTI-YEAR CERTIFICATIONS			
	23	PROGRAM YEARS(PY) COVERED IN CERTIFICATION	PY PY PY
	24	CUMULATIVE NET EXPENDITURES SUBJECT TO LOW/MOD BENEFIT CALCULATION	0.00
	25	CUMULATIVE EXPENDITURES BENEFITING LOW/MOD PERSONS	0.00
	26	PERCENT BENEFIT TO LOW/MOD PERSONS (LINE 25/LINE 24)	0.00%
PART IV:	PUBLIC SERVICE (PS) CAP CALCULATIONS		
	27	DISBURSED IN IDIS FOR PUBLIC SERVICES	464,044.00
	28	PS UNLIQUIDATED OBLIGATIONS AT END OF CURRENT PROGRAM YEAR	0.00
	29	PS UNLIQUIDATED OBLIGATIONS AT END OF PREVIOUS PROGRAM YEAR	0.00
	30	ADJUSTMENT TO COMPUTE TOTAL PS OBLIGATIONS	0.00
	31	TOTAL PS OBLIGATIONS (LINE 27 + LINE 28 - LINE 29 + LINE 30)	464,044.00
	32	ENTITLEMENT GRANT	12,708,790.00
	33	PRIOR YEAR PROGRAM INCOME	0.00
	34	ADJUSTMENT TO COMPUTE TOTAL SUBJECT TO PS CAP	0.00

CDBG FINANCIAL SUMMARY FOR PROGRAM YEAR 2007

07-01-2007 TO 06-30-2008

	35	TOTAL SUBJECT TO PS CAP (SUM, LINES 32-34)	12,708,790.00
	36	PERCENT FUNDS OBLIGATED FOR PS ACTIVITIES (LINE 31/LINE 35)	3.65%
PART V:		PLANNING AND ADMINISTRATION (PA) CAP	
	37	DISBURSED IN IDIS FOR PLANNING/ADMINISTRATION	1,072,199.72
	38	PA UNLIQUIDATED OBLIGATIONS AT END OF CURRENT PROGRAM YEAR	0.00
	39	PA UNLIQUIDATED OBLIGATIONS AT END OF PREVIOUS PROGRAM YEAR	0.00
	40	ADJUSTMENT TO COMPUTE TOTAL PA OBLIGATIONS	0.00
	41	TOTAL PA OBLIGATIONS (LINE 37 + LINE 38 - LINE 39 +LINE 40)	1,072,199.72
	42	ENTITLEMENT GRANT	12,708,790.00
	43	CURRENT YEAR PROGRAM INCOME	0.00
	44	ADJUSTMENT TO COMPUTE TOTAL SUBJECT TO PA CAP	0.00
	45	TOTAL SUBJECT TO PA CAP (SUM, LINES 42-44)	12,708,790.00
	46	PERCENT FUNDS OBLIGATED FOR PA ACTIVITIES (LINE 41/LINE 45)	8.44%

LINE 17 DETAIL: ACTIVITIES TO CONSIDER IN DETERMINING THE AMOUNT TO ENTER ON LINE 17
NONE FOUND

LINE 18 DETAIL: ACTIVITIES TO CONSIDER IN DETERMINING THE AMOUNT TO ENTER ON LINE 18
NONE FOUND

LINE 19 DETAIL: ACTIVITIES INCLUDED IN THE COMPUTATION OF LINE 19

PGM	PROJ	IDIS		MATRIX	NTL	
YEAR	ID	ACT ID	ACTIVITY NAME	CODE	OBJ	DRAWN AMOUNT
----	----	-----	-----	-----	-----	-----
2002	0167	3068	WORKING CAPITAL	18A	LMJ	500,000.00
2003	0072	2711	Water/Sewer Improvements	03J	LMA	59,557.00
2003	0072	2711	Water/Sewer Improvements	03J	LMA	15,778.00
2003	0072	2711	Water/Sewer Improvements	03J	LMA	10,967.00
2003	0072	2711	Water/Sewer Improvements	03J	LMA	7,045.00
2004	0024	3129	PUBLIC LIBRARY	03E	LMA	2,493.00
2004	0048	3192	HOUSING MANAGEMENT	14H	LMH	1,520.00
2004	0101	3337	WATER/SEWER IMPROVEMENTS	03J	LMA	2,165.00
2004	0101	3337	WATER/SEWER IMPROVEMENTS	03J	LMA	3,534.00
2004	0103	3344	HOUSING REHABILITATION	14A	LMH	23,191.00
2004	0112	3372	WATER/SEWER IMPROVEMENTS	03J	LMA	5,555.00
2004	0112	3372	WATER/SEWER IMPROVEMENTS	03J	LMA	17,888.00
2004	0119	3437	Water/Sewer Improvements	03J	LMA	17,840.00
2004	0119	3437	Water/Sewer Improvements	03J	LMA	11,795.00
2004	0130	3445	PLANNING	20	LMH	2,265.00
2004	0156	4086	ECONOMIC DEVELOPMENT INFRASTRUCTURE	17B	LMJ	350,000.00
2005	0011	3593	WATER SEWER IMPROVEMENTS	03J	LMA	32,175.00
2005	0011	3593	WATER SEWER IMPROVEMENTS	03J	LMA	23,334.00

CDBG FINANCIAL SUMMARY FOR PROGRAM YEAR 2007

07-01-2007 TO 06-30-2008

2005	0011	3593	WATER SEWER IMPROVEMENTS	03J	LMA	46,475.00
2005	0011	3593	WATER SEWER IMPROVEMENTS	03J	LMA	10,692.00
2005	0011	3593	WATER SEWER IMPROVEMENTS	03J	LMA	22,719.00
2005	0011	3593	WATER SEWER IMPROVEMENTS	03J	LMA	15,584.00
2005	0012	3595	WATER SEWER IMPROVEMENTS	03J	LMA	26,095.00
2005	0012	3595	WATER SEWER IMPROVEMENTS	03J	LMA	16,817.00
2005	0013	3597	PLANNING	20	LMA	7,300.00
2005	0015	3602	WATER SEWER IMPROVEMENTS	03J	LMA	16,694.00
2005	0015	3602	WATER SEWER IMPROVEMENTS	03J	LMA	10,929.00
2005	0015	3602	WATER SEWER IMPROVEMENTS	03J	LMA	2,009.00
2005	0016	3604	Water/Sewer Improvements	03J	LMA	107,794.00
2005	0016	3604	Water/Sewer Improvements	03J	LMA	2,416.00
2005	0017	3606	WATER SEWER IMPROVEMENTS	03J	LMA	73,836.00
2005	0017	3606	WATER SEWER IMPROVEMENTS	03J	LMA	12,556.00
2005	0018	3608	Water/Sewer Improvements	03J	LMA	36,024.00
2005	0018	3608	Water/Sewer Improvements	03J	LMA	30,341.00
2005	0018	3608	Water/Sewer Improvements	03J	LMA	55,368.00
2005	0018	3608	Water/Sewer Improvements	03J	LMA	38,524.00
2005	0018	3608	Water/Sewer Improvements	03J	LMA	11,728.00
2005	0018	3608	Water/Sewer Improvements	03J	LMA	20,640.00
2005	0018	3608	Water/Sewer Improvements	03J	LMA	3,855.00
2005	0019	3610	WATER SEWER IMPROVEMENTS	03J	LMA	24,069.00
2005	0019	3610	WATER SEWER IMPROVEMENTS	03J	LMA	16,509.00
2005	0019	3610	WATER SEWER IMPROVEMENTS	03J	LMA	24,720.00
2005	0019	3610	WATER SEWER IMPROVEMENTS	03J	LMA	49,236.00
2005	0019	3610	WATER SEWER IMPROVEMENTS	03J	LMA	34,087.00
2005	0019	3610	WATER SEWER IMPROVEMENTS	03J	LMA	11,328.00
2005	0024	3617	PLANNING	20	LMA	3,940.00
2005	0024	3617	PLANNING	20	LMA	2,406.00
2005	0024	3617	PLANNING	20	LMA	1,472.00
2005	0028	3625	PLANNING	20	LMA	3,826.00
2005	0031	3631	PLANNING	20	LMA	1,717.00
2005	0034	3637	SENIOR CENTER	03A	LMC	17,238.00
2005	0036	3641	STREETS	03K	LMA	6,075.00
2005	0037	3643	FIRE STATION EQUIPMENT	030	LMA	2,205.00
2005	0037	3643	FIRE STATION EQUIPMENT	030	LMA	20,806.00
2005	0037	3643	FIRE STATION EQUIPMENT	030	LMA	66,695.00
2005	0037	3643	FIRE STATION EQUIPMENT	030	LMA	28,407.00
2005	0037	3643	FIRE STATION EQUIPMENT	030	LMA	50,809.00

CDBG FINANCIAL SUMMARY FOR PROGRAM YEAR 2007

07-01-2007 TO 06-30-2008

2005	0037	3643	FIRE STATION EQUIPMENT	030	LMA	49,127.00
2005	0037	3643	FIRE STATION EQUIPMENT	030	LMA	18,452.00
2005	0039	3651	STREETS	03K	LMA	87,664.00
2005	0042	3647	STREETS	03K	LMA	13,736.00
2005	0042	3647	STREETS	03K	LMA	25,264.00
2005	0042	3647	STREETS	03K	LMA	56,632.00
2005	0042	3647	STREETS	03K	LMA	33,894.00
2005	0042	3647	STREETS	03K	LMA	6,361.00
2005	0042	3647	STREETS	03K	LMA	4,159.00
2005	0042	3647	STREETS	03K	LMA	40,135.00
2005	0043	3649	STORM SEWERS	03J	LMA	87,192.00
2005	0043	3649	STORM SEWERS	03J	LMA	65,255.00
2005	0043	3649	STORM SEWERS	03J	LMA	63,434.00
2005	0045	3670	PUBLIC FACILITIES	18A	LMJ	3,629.00
2005	0045	3671	FIXED ASSETS LAND & BUILDING	18A	LMJ	471.00
2005	0045	3671	FIXED ASSETS LAND & BUILDING	18A	LMJ	3,152.00
2005	0045	3671	FIXED ASSETS LAND & BUILDING	18A	LMJ	21,212.00
2005	0045	3672	FIXED ASSETS MACHINERY & EQUIPMENT	18A	LMJ	11,258.00
2005	0045	3672	FIXED ASSETS MACHINERY & EQUIPMENT	18A	LMJ	2,296.00
2005	0045	3672	FIXED ASSETS MACHINERY & EQUIPMENT	18A	LMJ	2,503.00
2005	0046	3666	FIXED ASSETS MACHINERY & EQUIPMENT	18A	LMJ	10,368.00
2005	0060	3712	Microenterprise Lending	18C	LMCMC	24,175.00
2005	0061	3714	Microenterprise Lending	18C	LMCMC	25,888.00
2005	0061	3714	Microenterprise Lending	18C	LMCMC	15,355.00
2005	0062	3716	ENTREPRENEUR DEVELOPMENT	18C	LMCMC	24,220.00
2005	0063	3718	HOUSING REHABILITATION	14A	LMH	21,501.00
2005	0063	3719	Housing Management	14H	LMH	2,336.00
2005	0063	3719	Housing Management	14H	LMH	1,415.00
2005	0079	3746	HOUSING REHABILITATION	14A	LMH	20,000.00
2005	0079	3746	HOUSING REHABILITATION	14A	LMH	9,938.00
2005	0079	3746	HOUSING REHABILITATION	14A	LMH	10,000.00
2005	0079	3747	HOUSING MANAGEMENT	14H	LMH	26,400.00
2005	0079	3747	HOUSING MANAGEMENT	14H	LMH	340.00
2005	0079	3747	HOUSING MANAGEMENT	14H	LMH	680.00
2005	0095	3779	Housing Rehabilitation	14A	LMH	7,678.00
2005	0095	3779	Housing Rehabilitation	14A	LMH	1,075.00
2005	0095	3780	Housing Management	14H	LMH	518.00
2005	0097	3787	Acquisition of Property Housing	05R	LMH	13,000.00
2005	0097	3787	Acquisition of Property Housing	05R	LMH	46,600.00

CDBG FINANCIAL SUMMARY FOR PROGRAM YEAR 2007

07-01-2007 TO 06-30-2008

2005	0097	3787	Acquisition of Property Housing	05R	LMH	50,200.00
2005	0097	3787	Acquisition of Property Housing	05R	LMH	72,600.00
2005	0097	3788	Housing Management	14H	LMH	988.00
2005	0097	3788	Housing Management	14H	LMH	3,779.00
2005	0097	3788	Housing Management	14H	LMH	567.00
2005	0097	3788	Housing Management	14H	LMH	1,531.00
2005	0101	3793	Housing Rehabilitation	14A	LMH	2,315.00
2005	0101	3793	Housing Rehabilitation	14A	LMH	16,536.00
2005	0101	3793	Housing Rehabilitation	14A	LMH	6,749.00
2005	0101	3793	Housing Rehabilitation	14A	LMH	4,000.00
2005	0101	3793	Housing Rehabilitation	14A	LMH	17,615.00
2005	0101	3793	Housing Rehabilitation	14A	LMH	1,278.00
2005	0101	3794	Housing Management	14H	LMH	616.00
2005	0101	3794	Housing Management	14H	LMH	116.00
2005	0101	3794	Housing Management	14H	LMH	116.00
2005	0101	3794	Housing Management	14H	LMH	1,000.00
2005	0101	3794	Housing Management	14H	LMH	1,847.00
2005	0101	3794	Housing Management	14H	LMH	2,396.00
2005	0101	3794	Housing Management	14H	LMH	2,396.00
2005	0102	3797	HOUSING MANAGEMENT	14H	LMH	2,765.00
2005	0105	3810	HOUSING REHABILITATION	14A	LMH	13,597.00
2005	0105	3810	HOUSING REHABILITATION	14A	LMH	22,824.00
2005	0105	3810	HOUSING REHABILITATION	14A	LMH	7,467.00
2005	0105	3811	HOUSING MANAGEMENT	14H	LMH	1,593.00
2005	0105	3811	HOUSING MANAGEMENT	14H	LMH	84.00
2005	0106	3813	HOUSING REHABILITATION	14A	LMH	27,000.00
2005	0106	3813	HOUSING REHABILITATION	14A	LMH	30,000.00
2005	0106	3813	HOUSING REHABILITATION	14A	LMH	68,705.00
2005	0106	3813	HOUSING REHABILITATION	14A	LMH	39,964.00
2005	0106	3814	HOUSING MANAGEMENT	14H	LMH	6,444.00
2005	0106	3814	HOUSING MANAGEMENT	14H	LMH	7,779.00
2005	0106	3814	HOUSING MANAGEMENT	14H	LMH	6,333.00
2005	0109	3823	HOUSING REHABILITATION	14A	LMH	20,000.00
2005	0121	3877	PLANNING	20	LMA	230.00
2005	0123	3881	PLANNING	20	LMA	7,100.00
2005	0126	3887	PLANNING	20	LMA	2,325.00
2005	0128	3891	PLANNING	20	LMA	5,916.00
2005	0128	3891	PLANNING	20	LMA	922.00
2005	0129	3907	STREETS	03K	LMA	14,150.00
2005	0129	3908	WATER SEWER HOOKUPS	12	LMH	10,540.00

CDBG FINANCIAL SUMMARY FOR PROGRAM YEAR 2007

07-01-2007 TO 06-30-2008

2005	0129	3909	ACQUISITION OF PROPERTY HOUSING	13	LMH	11,900.00
2005	0129	3910	HOUSING REHABILITATION	14A	LMH	10,000.00
2005	0130	3912	STREETS	03L	LMA	170,763.00
2005	0130	3912	STREETS	03L	LMA	18,279.00
2005	0130	3912	STREETS	03L	LMA	30,809.00
2005	0130	3913	HOUSING REHABILITATION	14A	LMH	15,000.00
2005	0130	3913	HOUSING REHABILITATION	14A	LMH	7,500.00
2005	0130	3913	HOUSING REHABILITATION	14A	LMH	2,500.00
2005	0130	3914	HOUSING MANAGEMENT	14H	LMH	1,805.00
2005	0130	3914	HOUSING MANAGEMENT	14H	LMH	680.00
2005	0130	3914	HOUSING MANAGEMENT	14H	LMH	800.00
2005	0130	3914	HOUSING MANAGEMENT	14H	LMH	2,015.00
2005	0131	3927	ACQUISITION OF PROPERTY HOUSING	12	LMH	16,900.00
2005	0131	3927	ACQUISITION OF PROPERTY HOUSING	12	LMH	511.00
2005	0131	3928	DEMOLITION CLEARANCE FOR HOUSING	12	LMH	12,120.00
2005	0131	3929	HOUSING REHABILITATION	14A	LMH	2,598.00
2005	0131	3929	HOUSING REHABILITATION	14A	LMH	5,478.00
2005	0131	3929	HOUSING REHABILITATION	14A	LMH	6,904.00
2005	0131	3929	HOUSING REHABILITATION	14A	LMH	14,486.00
2005	0131	3929	HOUSING REHABILITATION	14A	LMH	15,308.00
2005	0131	3929	HOUSING REHABILITATION	14A	LMH	9,142.00
2005	0131	3929	HOUSING REHABILITATION	14A	LMH	2,921.00
2005	0131	3929	HOUSING REHABILITATION	14A	LMH	2,438.00
2005	0132	3916	STREETS	03L	LMA	24,147.00
2005	0132	3916	STREETS	03L	LMA	51,844.00
2005	0132	3916	STREETS	03L	LMA	16,006.00
2005	0133	3918	ACQUISITION OF PROPERTY HOUSING	12	LMH	5,371.00
2005	0133	3918	ACQUISITION OF PROPERTY HOUSING	12	LMH	8,057.00
2005	0133	3918	ACQUISITION OF PROPERTY HOUSING	12	LMH	300.00
2005	0133	3919	DEMOLITION CLEARANCE FOR HOUSING	12	LMH	42,157.00
2005	0134	3922	WATER SEWER IMPROVEMENTS	03J	LMA	70,330.00
2005	0135	3924	HOUSING REHABILITATION	14A	LMH	4,274.00
2005	0135	3924	HOUSING REHABILITATION	14A	LMH	85,508.00
2005	0135	3924	HOUSING REHABILITATION	14A	LMH	91,033.00
2005	0135	3925	HOUSING MANAGEMENT	14H	LMH	3,097.00
2005	0135	3925	HOUSING MANAGEMENT	14H	LMH	4,713.00
2005	0135	3925	HOUSING MANAGEMENT	14H	LMH	3,098.00
2005	0137	3934	PLANNING	20	LMA	4,050.00
2005	0139	3937	PLANNING	20	LMA	1,860.00

CDBG FINANCIAL SUMMARY FOR PROGRAM YEAR 2007

07-01-2007 TO 06-30-2008

2005	0139	3937	PLANNING	20	LMA	2,790.00
2005	0141	3941	PLANNING	20	LMA	4,363.00
2005	0144	3962	WATER/SEWER IMPROVEMENTS	03J	LMA	31,916.00
2005	0144	3962	WATER/SEWER IMPROVEMENTS	03J	LMA	32,018.00
2005	0144	3962	WATER/SEWER IMPROVEMENTS	03J	LMA	60,432.00
2005	0144	3963	WATER/SEWER IMPROVEMENTS	21A	LMA	4,500.00
2005	0144	3963	WATER/SEWER IMPROVEMENTS	21A	LMA	4,500.00
2005	0144	3963	WATER/SEWER IMPROVEMENTS	21A	LMA	1,500.00
2005	0146	3977	ED INFRASTRUCTURE	17B	LMJ	46,356.00
2005	0150	4035	FIXED ASSETS MACHINERY & EQUIPMENT	18A	LMJ	131,885.00
2005	0151	4088	DIRECT FINANCIAL ASSISTANCE FOR PROFIT	18A	LMJ	45,191.00
2005	0153	4242	DIRECT FINANCIAL ASSISTANCE FOR PROFIT	18A	LMJ	500,000.00
2006	0003	4028	Housing Rehabilitation	14A	LMH	39,529.00
2006	0003	4028	Housing Rehabilitation	14A	LMH	19,195.00
2006	0003	4029	HOUSING MANAGEMENT	14H	LMH	3,750.00
2006	0004	4031	ACQUISITION OF PROPERTY HOUSING	05R	LMH	21,100.00
2006	0004	4031	ACQUISITION OF PROPERTY HOUSING	05R	LMH	34,000.00
2006	0004	4031	ACQUISITION OF PROPERTY HOUSING	05R	LMH	31,500.00
2006	0004	4031	ACQUISITION OF PROPERTY HOUSING	05R	LMH	7,620.00
2006	0004	4031	ACQUISITION OF PROPERTY HOUSING	05R	LMH	9,000.00
2006	0004	4031	ACQUISITION OF PROPERTY HOUSING	05R	LMH	81,500.00
2006	0004	4032	HOUSING MANAGEMENT	14H	LMH	638.00
2006	0004	4032	HOUSING MANAGEMENT	14H	LMH	2,508.00
2006	0004	4032	HOUSING MANAGEMENT	14H	LMH	2,211.00
2006	0004	4032	HOUSING MANAGEMENT	14H	LMH	1,506.00
2006	0004	4032	HOUSING MANAGEMENT	14H	LMH	873.00
2006	0004	4032	HOUSING MANAGEMENT	14H	LMH	640.00
2006	0004	4032	HOUSING MANAGEMENT	14H	LMH	4,421.00
2006	0004	4032	HOUSING MANAGEMENT	14H	LMH	3,923.00
2006	0004	4032	HOUSING MANAGEMENT	14H	LMH	442.00
2006	0004	4032	HOUSING MANAGEMENT	14H	LMH	1,665.00
2006	0004	4032	HOUSING MANAGEMENT	14H	LMH	1,951.00
2006	0005	4037	COMMUNITY CENTER	03E	LMA	20,418.00
2006	0005	4037	COMMUNITY CENTER	03E	LMA	28,174.00
2006	0005	4037	COMMUNITY CENTER	03E	LMA	74,150.00
2006	0005	4037	COMMUNITY CENTER	03E	LMA	73,657.00
2006	0005	4037	COMMUNITY CENTER	03E	LMA	17,647.00
2006	0005	4037	COMMUNITY CENTER	03E	LMA	2,323.00
2006	0005	4037	COMMUNITY CENTER	03E	LMA	1,754.00

CDBG FINANCIAL SUMMARY FOR PROGRAM YEAR 2007

07-01-2007 TO 06-30-2008

2006	0007	4041	COMMUNITY CENTER AUDITORIUM	03E	LMA	2,243.00
2006	0007	4041	COMMUNITY CENTER AUDITORIUM	03E	LMA	1,122.00
2006	0008	4043	FLOOD & DRAINAGE FACILITY	03I	LMA	8,686.00
2006	0009	4045	ARCHIETECTURAL BARRIERS	03	LMC	1,848.00
2006	0009	4045	ARCHIETECTURAL BARRIERS	03	LMC	2,892.00
2006	0009	4045	ARCHIETECTURAL BARRIERS	03	LMC	1,740.00
2006	0009	4045	ARCHIETECTURAL BARRIERS	03	LMC	2,280.00
2006	0010	4047	STORM SEWERS	03J	LMA	13,600.00
2006	0011	4049	FIRE STATION/EQUIPMENT	030	LMA	21,071.00
2006	0011	4049	FIRE STATION/EQUIPMENT	030	LMA	60,997.00
2006	0011	4049	FIRE STATION/EQUIPMENT	030	LMA	51,249.00
2006	0011	4049	FIRE STATION/EQUIPMENT	030	LMA	46,707.00
2006	0012	4051	SENIOR CENTER	03A	LMC	18,810.00
2006	0012	4051	SENIOR CENTER	03A	LMC	3,059.00
2006	0012	4051	SENIOR CENTER	03A	LMC	49,557.00
2006	0012	4051	SENIOR CENTER	03A	LMC	42,091.00
2006	0012	4051	SENIOR CENTER	03A	LMC	62,904.00
2006	0012	4051	SENIOR CENTER	03A	LMC	12,263.00
2006	0013	4053	FIRE STATION/EQUIPMENT	030	LMA	20,018.00
2006	0013	4053	FIRE STATION/EQUIPMENT	030	LMA	14,988.00
2006	0013	4053	FIRE STATION/EQUIPMENT	030	LMA	61,982.00
2006	0013	4053	FIRE STATION/EQUIPMENT	030	LMA	30,966.00
2006	0013	4053	FIRE STATION/EQUIPMENT	030	LMA	15,919.00
2006	0013	4053	FIRE STATION/EQUIPMENT	030	LMA	36,820.00
2006	0013	4053	FIRE STATION/EQUIPMENT	030	LMA	37,739.00
2006	0013	4053	FIRE STATION/EQUIPMENT	030	LMA	20,465.00
2006	0014	4055	STREETS	03K	LMA	2,096.00
2006	0014	4055	STREETS	03K	LMA	18,864.00
2006	0015	4057	FIRE STATION/EQUIPMENT	030	LMA	37,501.00
2006	0015	4057	FIRE STATION/EQUIPMENT	030	LMA	68,074.00
2006	0015	4057	FIRE STATION/EQUIPMENT	030	LMA	3,768.00
2006	0015	4057	FIRE STATION/EQUIPMENT	030	LMA	19,526.00
2006	0015	4057	FIRE STATION/EQUIPMENT	030	LMA	9,149.00
2006	0018	4065	FIRE STATION/EQUIPMENT	030	LMA	25,506.00
2006	0020	4069	PLANNING	20	LMA	1,800.00
2006	0021	4071	PLANNING	20	LMA	938.00
2006	0021	4071	PLANNING	20	LMA	3,750.00
2006	0021	4071	PLANNING	20	LMA	2,812.00
2006	0021	4071	PLANNING	20	LMA	1,847.00

CDBG FINANCIAL SUMMARY FOR PROGRAM YEAR 2007

07-01-2007 TO 06-30-2008

2006	0022	4073	PLANNING	20	LMA	5,956.00
2006	0023	4075	PLANNING	20	LMA	1,579.00
2006	0023	4075	PLANNING	20	LMA	2,121.00
2006	0025	4079	PLANNING	20	LMA	3,600.00
2006	0025	4079	PLANNING	20	LMA	4,200.00
2006	0025	4079	PLANNING	20	LMA	3,000.00
2006	0026	4081	PLANNING	20	LMA	2,360.00
2006	0026	4081	PLANNING	20	LMA	1,923.00
2006	0026	4081	PLANNING	20	LMA	2,798.00
2006	0027	4083	PLANNING	20	LMA	2,693.00
2006	0027	4083	PLANNING	20	LMA	1,496.00
2006	0052	4144	ACQUISITION OF PROPERTY HOUSING	05R	LMH	12,473.00
2006	0052	4144	ACQUISITION OF PROPERTY HOUSING	05R	LMH	8,049.00
2006	0052	4144	ACQUISITION OF PROPERTY HOUSING	05R	LMH	10,796.00
2006	0052	4144	ACQUISITION OF PROPERTY HOUSING	05R	LMH	10,322.00
2006	0052	4144	ACQUISITION OF PROPERTY HOUSING	05R	LMH	19,413.00
2006	0052	4144	ACQUISITION OF PROPERTY HOUSING	05R	LMH	12,311.00
2006	0052	4145	HOUSING REHABILITATION	14A	LMH	4,000.00
2006	0052	4145	HOUSING REHABILITATION	14A	LMH	1,046.00
2006	0052	4145	HOUSING REHABILITATION	14A	LMH	1,000.00
2006	0052	4145	HOUSING REHABILITATION	14A	LMH	5,000.00
2006	0052	4145	HOUSING REHABILITATION	14A	LMH	4,050.00
2006	0052	4146	HOUSING MANAGEMENT	14H	LMH	1,906.00
2006	0052	4146	HOUSING MANAGEMENT	14H	LMH	1,530.00
2006	0052	4146	HOUSING MANAGEMENT	14H	LMH	500.00
2006	0052	4146	HOUSING MANAGEMENT	14H	LMH	1,500.00
2006	0052	4146	HOUSING MANAGEMENT	14H	LMH	1,900.00
2006	0052	4146	HOUSING MANAGEMENT	14H	LMH	700.00
2006	0052	4146	HOUSING MANAGEMENT	14H	LMH	1,400.00
2006	0052	4146	HOUSING MANAGEMENT	14H	LMH	1,450.00
2006	0077	4203	HEALTH CLINIC	03P	LMA	9,613.00
2006	0077	4203	HEALTH CLINIC	03P	LMA	5,130.00
2006	0077	4203	HEALTH CLINIC	03P	LMA	2,788.00
2006	0080	4210	COMMUNITY CENTER	03E	LMA	4,550.00
2006	0080	4210	COMMUNITY CENTER	03E	LMA	755.00
2006	0080	4211	FIRE STATION/EQUIPMENT	030	LMA	1,345.00
2006	0080	4211	FIRE STATION/EQUIPMENT	030	LMA	8,071.00
2006	0089	4221	DIRECT FINANCIAL ASSISTANCE FOR PROFIT	18A	LMJ	7,680.00
2006	0089	4221	DIRECT FINANCIAL ASSISTANCE FOR PROFIT	18A	LMJ	41,489.00

CDBG FINANCIAL SUMMARY FOR PROGRAM YEAR 2007

07-01-2007 TO 06-30-2008

2006	0090	4244	DIRECT FINANCIAL ASSISTANCE FOR PROFIT	18A	LMJ	52,081.00
2006	0092	4274	PLANNING	20	LMA	1,971.00
2006	0092	4274	PLANNING	20	LMA	657.00
2006	0092	4274	PLANNING	20	LMA	1,972.00
2006	0092	4274	PLANNING	20	LMA	1,972.00
2006	0093	4268	PLANNING	20	LMA	4,500.00
2006	0094	4270	PLANNING	20	LMA	2,250.00
2006	0094	4270	PLANNING	20	LMA	4,500.00
2006	0094	4270	PLANNING	20	LMA	2,250.00
2006	0095	4284	PLANNING	20	LMA	3,375.00
2006	0095	4284	PLANNING	20	LMA	2,700.00
2006	0095	4284	PLANNING	20	LMA	2,700.00
2006	0095	4284	PLANNING	20	LMA	3,375.00
2006	0096	4286	PLANNING	20	LMA	2,550.00
2006	0097	4276	PLANNING	20	LMA	1,688.00
2006	0097	4276	PLANNING	20	LMA	5,250.00
2006	0097	4276	PLANNING	20	LMA	1,500.00
2006	0097	4276	PLANNING	20	LMA	2,250.00
2006	0098	4278	PLANNING	20	LMA	4,650.00
2006	0098	4278	PLANNING	20	LMA	2,790.00
2006	0098	4278	PLANNING	20	LMA	1,860.00
2006	0099	4280	PLANNING	20	LMA	7,725.00
2006	0099	4280	PLANNING	20	LMA	2,250.00
2006	0099	4280	PLANNING	20	LMA	2,100.00
2006	0100	4282	PLANNING	20	LMA	1,800.00
2006	0100	4282	PLANNING	20	LMA	7,425.00
2006	0101	4272	PLANNING	20	LMA	1,867.00
2006	0101	4272	PLANNING	20	LMA	2,613.00
2006	0101	4272	PLANNING	20	LMA	5,600.00
2006	0102	4293	Water Sewer Improvements	03J	LMA	7,699.00
2006	0103	4289	FIXED ASSETS MACHINERY & EQUIPMENT	18A	LMJ	138,000.00
2006	0105	4295	Waater Sewer Improvements	03J	LMA	1,677.00
2006	0105	4295	Waater Sewer Improvements	03J	LMA	2,124.00
2006	0105	4295	Waater Sewer Improvements	03J	LMA	5,452.00
2006	0106	4329	WORKING CAPITAL	18A	LMJ	150,000.00
2006	0107	4331	ECON DEV INFRASTRUCTURE IMPROVEMENT	17B	LMJ	112,628.00
2006	0107	4331	ECON DEV INFRASTRUCTURE IMPROVEMENT	17B	LMJ	2,571.00
2006	0107	4331	ECON DEV INFRASTRUCTURE IMPROVEMENT	17B	LMJ	4,033.00
2006	0107	4331	ECON DEV INFRASTRUCTURE IMPROVEMENT	17B	LMJ	111,020.00

CDBG FINANCIAL SUMMARY FOR PROGRAM YEAR 2007

07-01-2007 TO 06-30-2008

2006	0107	4331	ECON DEV INFRASTRUCTURE IMPROVEMENT	17B	LMJ	17,106.00
2006	0107	4331	ECON DEV INFRASTRUCTURE IMPROVEMENT	17B	LMJ	5,927.00
2006	0107	4331	ECON DEV INFRASTRUCTURE IMPROVEMENT	17B	LMJ	15,885.00
2006	0107	4331	ECON DEV INFRASTRUCTURE IMPROVEMENT	17B	LMJ	17,514.00
2006	0108	4335	WATER/SEWER IMPROVEMENTS	03J	LMA	65,761.00
2006	0109	4337	Water/Sewer Improvements	03J	LMA	8,476.00
2006	0109	4337	Water/Sewer Improvements	03J	LMA	8,475.00
2006	0109	4337	Water/Sewer Improvements	03J	LMA	2,263.00
2006	0111	4342	WATER/SEWER IMPROVEMENTS	03J	LMA	2,236.00
2006	0112	4361	WATER/SEWER IMPROVEMENTS	03J	LMA	3,451.00
2007	0003	4374	STREETS	03L	LMA	118,010.00
2007	0005	4387	HOUSING MANAGEMENT	14H	LMH	1,500.00
2007	0005	4387	HOUSING MANAGEMENT	14H	LMH	3,750.00
2007	0005	4387	HOUSING MANAGEMENT	14H	LMH	5,000.00
2007	0009	4393	PLANNING	20	LMA	2,723.00
2007	0010	4395	PLANNING	20	LMA	3,669.00
2007	0011	4397	PLANNING	20	LMA	6,600.00
2007	0013	4401	PLANNING	20	LMA	6,600.00
2007	0013	4401	PLANNING	20	LMA	4,425.00
2007	0014	4403	PLANNING	20	LMA	4,473.00
2007	0017	4409	PLANNING	20	LMA	4,728.00
2007	0017	4409	PLANNING	20	LMA	3,469.00
2007	0019	4413	PLANNING	20	LMA	4,675.00
2007	0022	4440	COMMUNITY CENTER	03E	LMA	3,305.00
2007	0022	4440	COMMUNITY CENTER	03E	LMA	3,102.00
2007	0022	4440	COMMUNITY CENTER	03E	LMA	5,180.00
2007	0022	4440	COMMUNITY CENTER	03E	LMA	2,247.00
2007	0023	4442	STREETS	03K	LMA	1,645.00
2007	0023	4442	STREETS	03K	LMA	21,852.00
2007	0027	4423	Fire Station/Equipment	030	LMA	72,463.00
2007	0027	4423	Fire Station/Equipment	030	LMA	1,958.00
2007	0027	4423	Fire Station/Equipment	030	LMA	7,090.00
2007	0027	4424	CLEARANCE/DEMOLITION	01	LMA	1,250.00
2007	0027	4424	CLEARANCE/DEMOLITION	01	LMA	350.00
2007	0028	4426	PUBLIC FACILITIES IMPROVEMENT	03	LMA	5,246.00
2007	0028	4426	PUBLIC FACILITIES IMPROVEMENT	03	LMA	2,979.00
2007	0029	4428	STREETS	03K	LMA	2,017.00
2007	0029	4428	STREETS	03K	LMA	1,530.00
2007	0030	4430	STREETS	03K	LMA	17,082.00

CDBG FINANCIAL SUMMARY FOR PROGRAM YEAR 2007

07-01-2007 TO 06-30-2008

2007	0033	4438	STREETS	03K	LMA	23,494.00
2007	0034	4445	HOUSING MANAGEMENT	14H	LMH	1,689.00
2007	0034	4445	HOUSING MANAGEMENT	14H	LMH	4,226.00
2007	0034	4445	HOUSING MANAGEMENT	14H	LMH	1,843.00
2007	0038	4467	HOUSING MANAGEMENT	14H	LMH	2,375.00
2007	0038	4467	HOUSING MANAGEMENT	14H	LMH	1,625.00
2007	0039	4461	HOUSING MANAGEMENT	14H	LMH	2,263.00
2007	0039	4464	HOUSING MANAGEMENT	14H	LMH	3,687.00
2007	0041	4453	ACQUISITION OF PROPERTY HOUSING	05R	LMH	12,160.00
2007	0041	4453	ACQUISITION OF PROPERTY HOUSING	05R	LMH	11,400.00
2007	0041	4454	HOUSING MANAGEMENT	14H	LMH	1,788.00
2007	0041	4454	HOUSING MANAGEMENT	14H	LMH	2,254.00
2007	0074	4550	ENTREPRENEUR DEVELOPMENT	18C	LMC	20,468.00
2007	0074	4550	ENTREPRENEUR DEVELOPMENT	18C	LMC	6,751.00
2007	0074	4550	ENTREPRENEUR DEVELOPMENT	18C	LMC	11,453.00
2007	0075	4553	ENTREPRENEUR DEVELOPMENT	18C	LMC	3,754.00
2007	0075	4553	ENTREPRENEUR DEVELOPMENT	18C	LMC	20,049.00
2007	0075	4553	ENTREPRENEUR DEVELOPMENT	18C	LMC	2,530.00
2007	0076	4555	ENTREPRENEUR DEVELOPMENT	18C	LMC	9,942.00
2007	0076	4555	ENTREPRENEUR DEVELOPMENT	18C	LMC	9,555.00

TOTAL:						7,829,474.00